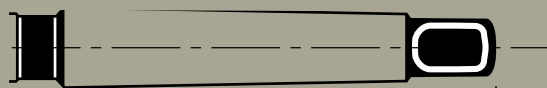



2 lèvres



cône morse

réf.

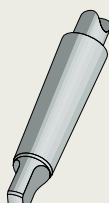
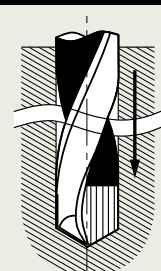
2416



Foret Plaquette Carbone *tous matériaux*

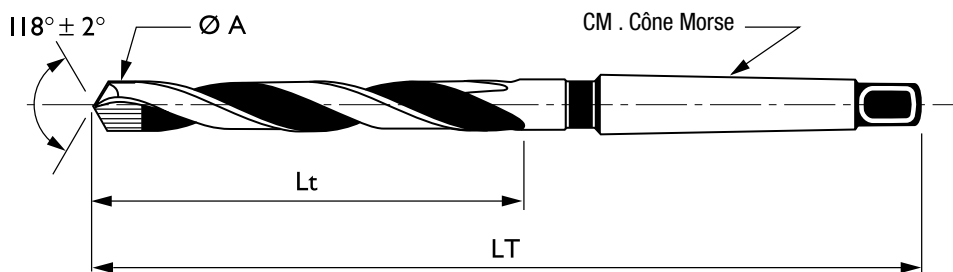
PERFORMANCE MATIERE

ACIER	
< 1100 N/mm ²	●●
< 1700 N/mm ²	●●●●
< 2100 N/mm ²	●●●●●●
INOX MARTENSITIQUE FERRITIQUE	
< 280 HB	●●
INOX AUSTENITIQUE	
< 280 HB	●●
ACIER REFRACTAIRE	
< 320 HB	●●
ALLIAGE DE TITANE	
< 1000 N/mm ²	●
FONTE GRISE LAMELLAIRE	
< 210 HB	●●●●●
FONTE GRISE	
< 270 HB	●●●●
ALUMINIUM ET SES ALLIAGES	
	●
CUIVRES ET SES ALLIAGES	
	●●●●
MATERIAUX COMPOSITES	
	●●●●●●

Attachement	Caractéristiques	Utilisation	Normes	Profondeur Maxi	Tolérances
 Cône morse DIN 228B	Coupe à droite : 6° Hélice à droite : 25° Nombre de lèvres : 2 Goujures : N Affûtage : AF 1 Brasage : à très haute température	USINAGE VITESSE CONVENTIONNELLE	DIN 345 NFE 66071	 3 x Ø A	Ø A ▶ h7 LT ▶ ±1 Lt ▶ ±1
	Nature Outil Corps Acier Rapide Plaquette Carbone K 20	Lubrification Arrosage extérieur	Origines Made in France		



VITESSES DE COUPE & AVANCE > PAGES 92 à 95



Ø A	LT x Lt	CM	Code Article
5	133 x 52		D2416D0500
5,50	138 x 57		D2416D0550
6	138 x 57		D2416D0600
6,50	144 x 63		D2416D0650
7	150 x 69		D2416D0700
7,50	150 x 69		D2416D0750
8	156 x 75		D2416D0800
8,50	156 x 75		D2416D0850
9	162 x 81		D2416D0900
9,50	162 x 81	CM 1	D2416D0950
10	168 x 87		D2416D1000
10,50	168 x 87		D2416D1050
11	175 x 94		D2416D1100
11,50	175 x 94		D2416D1150
12	182 x 101		D2416D1200
12,50	182 x 101		D2416D1250
13	182 x 101		D2416D1300
13,50	189 x 108		D2416D1350
14	189 x 108		D2416D1400
14,50	212 x 114		D2416D1450
15	212 x 114		D2416D1500
15,50	218 x 120		D2416D1550
16	218 x 120		D2416D1600
16,50	223 x 125		D2416D1650
17	223 x 125	CM 2	D2416D1700
17,50	228 x 130		D2416D1750
18	228 x 130		D2416D1800
18,50	233 x 135		D2416D1850
19	233 x 135		D2416D1900
19,50	238 x 140		D2416D1950

Ø A	LT x Lt	CM	Code Article
20	238 x 140		D2416D2000
20,50	243 x 145		D2416D2050
21	243 x 145		D2416D2100
21,50	248 x 150	CM 2	D2416D2150
22	248 x 150		D2416D2200
22,50	253 x 155		D2416D2250
23	253 x 155		D2416D2300
23,50	276 x 155		D2416D2350
24	281 x 160		D2416D2400
24,50	281 x 160		D2416D2450
25	281 x 160		D2416D2500
26	286 x 165	CM 3	D2416D2600
27	291 x 170		D2416D2700
28	291 x 170		D2416D2800
29	296 x 175		D2416D2900
30	296 x 175		D2416D3000
31	301 x 180		D2416D3100
32	334 x 185		D2416D3200
33	334 x 185		D2416D3300
34	339 x 190		D2416D3400
35*	339 x 190		D2416D3500
38*	354 x 205		D2416D3800
40*	359 x 210		D2416D4000
42*	165 x 109	CM 4	D2416D4200
44*	364 x 215		D2416D4400
46*	364 x 215		D2416D4600
48*	369 x 220		D2416D4800
50*	369 x 220		D2416D5000

* Outils non stockés, fabrication sur demande