

# WORTEX®

well done



## PRODUCT CATALOGUE 2024



# **WORTEX<sup>®</sup>**

well done

The Wortex power tool brand dates back to 2004. The head office is located in Dresden, a well-known industrial center in eastern Germany.

The application of new innovative solutions and the joint cooperation of German and Chinese engineers have made it possible to create high quality products. Our goods are well established in the market of Europe and Asia.

The use of modern technological equipment, constant quality control carried out by German specialists at the factories in China, allow us to be confident in the quality and reliability of products. Wortex products are widely used in households, and were also recognized by representatives of construction organizations.

Wortex's mission is to improve products to make it easier for you to solve your construction and repair tasks.

## POWER TOOLS

5

- 6 Rotary hammers, demolition hammers, drills, wrenches
- 17 Angle grinders, sanding and polishing machines
- 27 Tile cutters, bench grinders, drill bench, thickness planer, other machines
- 32 Miter saws, circular saws, work benches, jig saws
- 42 Multi tools, die-cutting shears, engravers
- 45 Electric planers and milling machines
- 48 Mixer drills and concrete vibrators
- 50 Laser levels, distance meters, digital angle meters, digital levels
- 56 Wire detectors, clamp meters, multimeters, voltage testers
- 58 Paint sprayers, airless pain sprayer, vacuum cleaners, heat guns, staplers, glue guns
- 67 Lighting tools, electric screwdrivers, bags

## CORDLESS TOOLS 18V, XLT LINE

73

## CORDLESS GARDEN TOOLS 18V, XLT LINE

90

## GARDEN POWER TOOLS

100

- 101 Chain saws, saber saws, hedge trimmers
- 104 Lawn mowers, trimmers
- 107 Cultivators and aerators
- 109 High pressure washers
- 111 Sprayers, spreaders, seeder, sweepers, mechanical mower
- 116 Grass shears, saw horses, trolleys

## ACCESSORIES AND EQUIPMENT

119

- 120 For rotary hammers
- 121 For drills
- 122 For grinders and sanders
- 123 For polishing machines
- 124 For saws and milling machines
- 127 For airless sprayer, planers, stapler
- 128 For jig saws, engravers
- 129 For mixer drills, concrete vibrators, vacuum cleaners, laser levels
- 130 For multi tools, sheet metal shears, glue guns, circular saws, trimmers
- 133 For lawn mowers, high pressure washers
- 136 For the garden tools

## SYMBOLS

137





## POWER TOOLS

The high level of quality and reliability at reasonable prices provides Wortex power tools with consumer confidence and growing brand loyalty. A wide assortment line is a guarantee that our tools can meet the needs of the home handyman, while offering convenience and safety of operation. Wortex tools do not stop in their development, so the model range is dynamically expanded and updated. We appreciate the trust of our customers and provide consultations when buying, as well as service maintenance of our tools. The more reliable and efficient the power tool works, the better the quality of the work done by it. This is what we strive for: to give the consumer a decent DIY tool at a reasonable price!

## RH 2427

RH242700025



- Accessories RH 2427:
- additional handle;
  - 3 drills: 8 × 150 mm, 10 × 150 mm, 12 × 150 mm;
  - drilling depth stop.

## LX RH 2628

0329062



- Accessories LX RH 2628:
- additional handle;
  - drilling depth stop.

## RH 2629

RH262901129



- Accessories RH 2629:
- additional handle;
  - quick-release chuck;
  - 3 drills: 6 × 150, 8 × 150, 10 × 150 mm;
  - 2 chisels: peak 250 mm, flat 20 × 250 mm;
  - drilling depth stop.

## RH 2829

RH282901129



- Accessories RH 2829:
- additional handle;
  - quick-release chuck;
  - 3 drills: 8 × 150, 10 × 150, 12 × 150 mm;
  - 2 chisels: peak 230 mm, flat 20 × 230 mm;
  - drilling depth stop.

High drilling speed and high chiseling performance due to the powerful motor and high impact energy. 3 types of work – drilling, impact drilling, chiseling. There is also an angle adjustment function and reverse. Quick-adjustable ergonomic handle can be easily adjusted in any desired position. The rotary hammers are equipped with an SDS+ chuck.

Specification	RH 2427	LX RH 2628	RH 2629	RH 2829
Voltage/Frequency	230 V / Hz	230 V / Hz	230 V / Hz	230 V / Hz
Power	700 W	800 W	800 W	900 W
No-load speed	300–1200 rpm	0–1100 rpm	0–1200 rpm	0–1350 rpm
Impact rate	6680 bpm	0–5300 bpm	0–5300 bpm	0–5600 bpm
Max. drilling diameter (concrete)	18 mm	26 mm	26 mm	28 mm
Max. drilling diameter (wood)	32 mm	40 mm	40 mm	40 mm
Max. drilling diameter (metal)	12 mm	13 mm	13 mm	13 mm
Impact energy	1.5 J	2.8 J	3.0 J	3.2 J
Chuck type	SDS+	SDS+	SDS+	SDS+
Reverse	+	+	+	+
Power supply	mains	mains	mains	mains
Weight	1.8 kg	3.0 kg	3.2 kg	3.4 kg

## RH 2621

1333519



Accessories RH 2621:

- additional handle;
- 3 drills: 6 × 150 mm, 8 × 150 mm, 10 × 150 mm;
- 2 chisels: peak 210 mm, flat 14 × 210 mm;
- drilling depth stop.

## RH 2831

1333520



Accessories RH 2831:

- additional handle;
- 3 drills: 6 × 150, 8 × 150, 10 × 150 mm;
- 2 chisels: peak 210 mm, flat 14 × 230 mm;
- drilling depth stop.

Specification	RH 2621	RH 2831
Voltage/Frequency	230 V / Hz	230 V / Hz
Power	800 W	800 W
No-load speed	0–1100 rpm	0–1200 rpm
Impact rate	0–5300 bpm	0–5400 bpm
Max. drilling diameter (concrete)	26 mm	28 mm
Max. drilling diameter (wood)	40 mm	40 mm
Max. drilling diameter (metal)	13 mm	13 mm
Impact energy	2.6 J	3.0 J
Chuck type	SDS+	SDS+
Reverse	+	+
Power supply	mains	mains
Weight	2.9 kg	3.2 kg

**RH 3231-1**

RH323111129



**RH 3239 F**

RH3239F1129



Accessories RH 3231-1:

- additional handle;
- 3 drills: 8 × 150, 10 × 150, 12 × 150 mm;
- 2 chisels: peak 250 mm, flat 14 × 250 mm;
- grease for drills and chisels;
- drilling depth stop.

Accessories RH 3239 F:

- additional handle;
- 3 drills: 8 × 150, 10 × 150, 12 × 150 mm;
- 2 chisels: peak 250 mm, flat 14 × 250 mm;
- grease for drills and chisels;
- drilling depth stop.

High drilling and chiseling performance thanks to powerful motors. The quick-adjustable handle can be easily adjusted to any desired position. The rotary hammers are equipped with an SDS+ chuck. The drills work in 3 modes: drilling, drilling with impact, chiseling. There is a bit rotation function.

Specification	RH 3231-1	RH 3239 F
Voltage/Frequency	230 V / Hz	230 V / Hz
Power	1000 W	1500 W
No-load speed	0–880 rpm	0–860 rpm
Impact rate	0–4300 bpm	0–4500 bpm
Max. drilling diameter (concrete)	32 mm	32 mm
Max. drilling diameter (wood)	40 mm	40 mm
Max. drilling diameter (metal)	13 mm	13 mm
Impact energy	4.8 J	6.0 J
Chuck type	SDS+	SDS+
Reverse	-	-
Power supply	mains	mains
Weight	4.5 kg	5.4 kg



**DH 1425**

1333509



Accessories DH 1425:

- chisel – 2 pcs.;
- set of carbon brushes;
- grease;
- wrench.

**DH 1445**

1333510



Accessories DH 1445:

- chisel – 2 pcs.;
- set of carbon brushes;
- grease;
- wrench.

WORTEX demolition hammers have an increased impact force for a wide range of construction tasks, from making openings to demolition of brick, stone, concrete or reinforced concrete structures. The long power cord allows you to work without the need for extension cords. Both models are equipped with additional rotor protection in order to increase tool life. Supplied in protective cases.

Specification	DH 1425	DH 1445
Voltage	230 V/Hz	230 V/Hz
Power	1400 W	1400 W
Impact rate	3800 bpm	1800 bpm
Impact energy	25 J	45 J
Chuck type	SDS-max	HEX 30
Power supply	mains	mains
Weight	6.1 kg	14.3 kg

**LX BD 1213-1 Li**

1329350



Accessories LX BD 1213-1 Li:

- cordless drill – 1 pcs.;
- battery 1.5 A-h – 1 pcs.;
- charger – 1 pcs.

The compact cordless drills are equipped with a powerful motor and a reliable gearbox that allows them to reach a torque of 25 N·m. The 10 mm quick-release chuck allows for quick and easy bit changes. Sensitive torque adjustment helps to select the necessary force for different jobs.

**LX BD 1215 Li**

0329353



Accessories LX BD 1215 Li:

- cordless drill – 1 pcs.;
- battery 1.5 A-h – 2 pcs.;
- charger – 1 pcs.

Specification	LX BD 1213-1 Li	LX BD 1215 Li
Battery voltage	12 V	12 V
No-load speed		
1 <sup>st</sup> speed	0–350 rpm	0–350 rpm
2 <sup>nd</sup> speed	0–1300 rpm	0–1300 rpm
Max. drilling diameter (wood)	20 mm	20 mm
Max. drilling diameter (metal)	8 mm	8 mm
Chuck diameter	10 mm	10 mm
Chuck type	quick-release	quick-release
Max. torque	25 N·m	25 N·m
Number of torque adjustments	25+1	25+1
Backlight	+	+
Battery capacity	1.5 A·h	1.5 A·h
Battery type	Li-Ion	Li-Ion
Weight	0.8 kg	0.8 kg

## BD 1220 Li

1329356



Accessories BD 1220 Li:

- cordless drill – 1 pcs.;
- battery 1.5 A·h – 2 pcs.;
- charger – 1 pcs.



## BD 1215 LiSET

1326469



Accessories BD 1215 LiSET (1326469):

- cordless drill – 1 pcs.;
- battery 1.5 A·h – 2 pcs.;
- angle heads – 2 pcs.;
- charger – 1 pcs.



Accessories BD 1215 LiSET (1326470):

- cordless drill – 1 pcs.;
- battery 1.5 A·h – 2 pcs.;
- charger – 1 pcs.

## BD 1220-1 DLI

BD12201DLi029



Accessories BD 1220-1 DLI:

- cordless drill – 1 pcs.;
- battery 1.5 A·h – 2 pcs.;
- charger – 1 pcs.



Specification	BD 1220 Li	BD 1215 LiSET	BD 1220-1 DLI
Battery voltage	12 V	12 V	12 V
No-load speed			
1 <sup>st</sup> speed	0–540 rpm	0–350 rpm	0–350 rpm
2 <sup>nd</sup> speed	0–1350 rpm	0–1300 rpm	0–1450 rpm
Max. drilling diameter (wood)	20 mm	20 mm	25 mm
Max. drilling diameter (metal)	8 mm	8 mm	10 mm
Chuck diameter	10 mm	10 mm	10 mm
Chuck type	quick-release	quick-release	quick-release
Max. torque	30 N·m	30 N·m	40 N·m
Number of torque adjustments	18+1	19+1	20+1
Backlight	+	+	+
Battery capacity	1.5 A·h	1.5 A·h	1.5 A·h
Battery type	Li-Ion	Li-Ion	Li-Ion
Weight	0.8 kg	1.07 kg	1.0 kg

## BS 4536-1 Li

BS45361Li0823



Accessories BS 4536-1 Li:

- cordless screwdriver – 1 pcs.;
- bits – 6 pcs.;
- charger – 1 pcs.

Compact, lightweight and powerful cordless screwdriver is developed for screwing screws into various materials. The screwdriver uses Li-Ion technology, the service life of such batteries is much longer than Ni-Cd. Low level of self-discharge. There is a reversing function.

### Specification

### BS 4536-1 Li

Battery voltage	3.6 V
No-load speed	200 rpm
Max. torque	3.9 N·m
Backlight	+
Battery capacity	1.3 A·h
Battery type	Li-Ion
Power supply	battery
Weight	0.3 kg



## TORQUE DRILLS

### LX DR 1023-1

0334331



4m  
CORD  
LENGTH

### DR 1023 D

DR1023D0029



4m  
CORD  
LENGTH

### DR 1025

DR102500011



2m  
CORD  
LENGTH

Specification	LX DR 1023-1	DR 1023 D	DR 1025
Voltage/Frequency	230 V / 50 Hz	230 V / 50 Hz	230 V / 50 Hz
Power	280 W	320 W	300 W
No-load speed			
1 <sup>st</sup> speed	0–350 rpm	0–350 rpm	0–400 rpm
2 <sup>nd</sup> speed	0–1000 rpm	0–1000 rpm	0–1600 rpm
Number of torque adjustments	20+1	20+1	22+1
Max. drilling diameter (wood)	20 mm	25 mm	25 mm
Max. drilling diameter (metal)	10 mm	10 mm	8 mm
Chuck diameter	10 mm	10 mm	10 mm
Chuck type	quick-release	quick-release	quick-release
Max. torque	28 N·m	30 N·m	40 N·m
Number of speed modes	2	2	2
Backlight	-	+	-
Cord length	4 m	4 m	2 m
Power supply	mains	mains	mains
Weight	1.25 kg	1.5 kg	1.35 kg

## IMPACT DRILLS

### DS 1306-2

DS130620019



### DS 1307-1

1325477



### DS 1308

DS130800029



Accessories DS 1306-2, DS 1307-1, DS 1308:

- additional handle; drilling depth stop; chuck wrench; instruction manual.

Specification	DS 1306-2	DS 1307-1	DS 1308
Voltage/Frequency	230 V / 50 Hz	230 V / 50 Hz	230 V / 50 Hz
Power	650 W	800 W	650 W
No-load speed	0–3000 rpm	0–2700 rpm	0–3300 rpm
Max. drilling diameter (concrete)	13 mm	13 mm	13 mm
Max. drilling diameter (wood)	25 mm	20 mm	25 mm
Max. drilling diameter (metal)	13 mm	13 mm	13 mm
Chuck diameter	13 mm	10 mm	13 mm
Chuck type	key	key	quick-release
Number of speed modes	1	1	1
Speed regulator	+	+	+
Reverse mode	+	+	+
Power supply	mains	mains	mains
Weight	1.8 kg	2.0 kg	1.9 kg

## LX DS 1308-1

0329087

Accessories LX DS 1308-1:

- additional handle;
- drilling depth stop;
- chuck wrench;
- manual.

**METAL**  
GEARBOX  
COVER



## DS 1609-1

DS160910025

Accessories DS 1609-1:

- additional handle;
- drilling depth stop;
- chuck wrench;
- manual.

**METAL**  
GEARBOX  
COVER



## DS 1611

DS161100029

Accessories DS 1611:

- additional handle;
- drilling depth stop;
- manual.

**METAL**  
GEARBOX  
COVER



Powerful high performance impact drills with a robust metal chuck, speed control, reversing function and locking button. Additional handle and depth stop in the set.

Specification	LX DS 1308-1	DS 1609-1	DS 1611
Voltage/Frequency	230 V / 50 Hz	230 V / 50 Hz	230 V / 50 Hz
Power	800 W	900 W	950 W
No-load speed	0–3000 rpm	0–2800 rpm	0–3000 rpm
Max. drilling diameter (concrete)	16 mm	16 mm	16 mm
Max. drilling diameter (wood)	25 mm	30 mm	30 mm
Max. drilling diameter (metal)	13 mm	13 mm	13 mm
Chuck diameter	13 mm	13 mm	13 mm
Chuck type	key	key	quick-release
Number of speed modes	1	1	1
Speed regulator	+	+	+
Reverse mode	+	+	+
Power supply	mains	mains	mains
Weight	1.9 kg	2.5 kg	2.1 kg

## WR 4510

1325582



Wortex impact wrenches feature high impact force and an extended power cord for comfortable operation. The light weight and rubberized handles add extra comfort to your work.

## WR 4560

1335689



Accessories WR 4510, WR 4560:

- sockets – 4 pcs. (17 mm/19 mm/21 mm/22 mm).

Specification	WR 4510	WR 4560
Voltage/Frequency	230 V / 50 Hz	230 V / 50 Hz
Power	1010 W	450 W
No-load speed	2200 rpm	2800 rpm
Impact rate	3800 bpm	5200 bpm
Max. torque	450 N·m	400 N·m
Chuck type	outer square, 1/2"	outer square, 1/2"
Cord length	4 m	4 m
Power supply	mains	mains
Weight	3.4 kg	2.4 kg



**LX AG 1207-4**

0329086



**AG 1207-5**

0333292



**5 CUTTING DISCS  
IN THE SET**



Wortex angle grinders have a powerful motor, increased gear hardness, damage-resistant housing, ergonomic design, and a spindle lock for quick disc changes. All angle grinder models have dust protection, armored rotor and stator to protect the motor from abrasive materials.

**AG 1207-6**

0333364



**5 CUTTING DISCS  
IN THE SET**



**LX AG 1211-2**

1329369



Accessories AG 1207-6:

- protective cover;
- pressure washer;
- landing washer;
- additional handle;
- disk replacement key;
- manual.

Accessories LX AG 1211-2:

- protective cover;
- pressure washer;
- landing washer;
- additional handle;
- disk replacement key;
- manual.

Specification	LX AG 1207-4	AG 1207-5	AG 1207-6	LX AG 1211-2
Voltage/Frequency	230 V / 50 Hz	230 V / 50 Hz	230 V / 50 Hz	230 V / 50 Hz
Power	650 W	720 W	750 W	1100 W
No-load speed	12 000 rpm	10 000 rpm	0–10 000 rpm	5500–11000 rpm
Disc dimensions	125 × 22.2 mm	125 × 22.2 mm	125 × 22.2 mm	125 × 22.2 mm
Quick-release protective cover	-	-	-	-
Soft start	-	-	-	-
Bearing type	needle	ball	needle	ball
Speed regulator	-	-	+	+
Power supply	mains	mains	mains	mains
Weight	1.9 kg	2.0 kg	1.79 kg	1.86 kg

**AG 1209**

AG120900018



**4m**  
CORD  
LENGTH

**LX AG 1209-2**

0329083



**AG 1209-3**

0329155



**5 CUTTING  
DISCS  
IN THE SET**



**AG 1210-1**

AG1210100013



Specification	AG 1209	LX AG 1209-2	AG 1209-3	AG 1210-1
Voltage/Frequency	230 V / 50 Hz	230 V / 50 Hz	230 V / 50 Hz	230 V / 50 Hz
Power	900 W	850 W	900 W	1000 W
No-load speed	11 000 rpm	11 000 rpm	11 000 rpm	11 000 rpm
Disc dimensions	125 x 22.2 mm	125 x 22.2 mm	125 x 22.2 mm	125 x 22.2 mm
Quick-release protective cover	+	-	-	+
Soft start	-	-	-	-
Bearing type	ball	needle	ball	ball
Speed regulator	-	-	-	-
Power supply	mains	mains	mains	mains
Weight	2.0 kg	1.6 kg	1.76 kg	2.04 kg

**AG 1211-1 E**

AG12111E0018



**4m**  
CORD  
LENGTH

**AG 1213**

AG121300018



**EXTENDED  
HANDLE**

**AG 1213-3 E**

AG12133E00013



**AG 1213-4**

0329156



**5 CUTTING  
DISCS  
IN THE SET**



Specification	AG 1211-1 E	AG 1213	AG 1213-3 E	AG 1213-4
Voltage/Frequency	230 V / 50 Hz	230 V / 50 Hz	230 V / 50 Hz	230 V / 50 Hz
Power	1100 W	1250 W	1300 W	1200 W
No-load speed	3000–11 000 rpm	0–11 000 rpm	2000–11 000 rpm	5200–11 000 rpm
Disc dimensions	125 × 22.2 mm	125 × 22.2 mm	125 × 22.2 mm	125 × 22.2 mm
Quick-release protective cover	-	-	+	+
Soft start	-	-	-	-
Bearing type	needle	needle	ball	ball
Speed regulator	+	+	+	+
Power supply	mains	mains	mains	mains
Weight	2.3 kg	2.2 kg	2.38 kg	1.84 kg

**LX AG 1512-1** 

1333548



**EXTENDED  
HANDLE**

**AG 1512 E** 

AG1512E0029



**EXTENDED  
HANDLE**

**4m  
CORD  
LENGTH**

**LX AG 2326-4** 

1333549



**EXTENDED  
ROTARY  
HANDLE**

**AG 2326-2** 

AG2326200029



**SOFT  
START**

**EXTENDED  
ROTARY  
HANDLE**

Specification	LX AG 1512-1	AG 1512 E	LX AG 2326-4	AG 2326-2
Voltage/Frequency	230 V / 50 Hz	230 V / 50 Hz	230 V / 50 Hz	230 V / 50 Hz
Power	1200 W	1400 W	2000 W	2100 W
No-load speed	10 000 rpm	3000–11 000 rpm	6500 rpm	6500 rpm
Disc dimensions	150 × 22.2 mm	150 × 22.2 mm	230 × 22.2 mm	230 × 22.2 mm
Quick-release protective cover	+	+	-	+
Soft start	-	-	+	+
Bearing type	ball	ball	needle	needle
Speed regulator	-	+	-	-
Power supply	mains	mains	mains	mains
Weight	2.46 kg	2.7 kg	3.96 kg	4.75 kg

**SB 7575 AE**

SB7575AE01310



Accessories SB 7575 AE:

- dust container;
- sanding belt;
- clamps – 2 pcs.

**SB 7590 AE**

SB 7590AE01321



Accessories SB 7590 AE:

- dust bag;
- sanding belt.

Convenient machines for removal, surface leveling, stripping of wood, plastic, metal. rpm adjustment will help to choose the optimal speed for processing different materials. Model SB 7575 AE is equipped with the function of automatic centering of the sanding belt.

Specification	SB 7575 AE	SB 7590 AE
Voltage/Frequency	230 V / 50 Hz	230 V / 50 Hz
Power	750 W	950 W
Belt speed	170–250 mpm	120–380 mpm
Belt dimensions	75 × 457 mm	76 × 533 mm
Power supply	mains	mains
Weight	2.4 kg	3.5 kg

BRUSH SANDER

**WS 1012 S**

1304444



The machine is used for sanding wood. It has a variable speed control function, which ensures constant high productivity and allows working with different densities of materials. It has an additional D-shaped handle and a protective cover with a vacuum cleaner connection.

Specification	WS 1012 S
Voltage/Frequency	230 V / 50 Hz
Power	1300 W
No-load speed	900–3200 rpm
Brush dimensions	100 × 120 mm
Power supply	mains
Weight	2.3 kg

**SS 1920 E**

1334425



**SPEED  
REGULATOR**

**VELCRO  
FASTENER**

**ALUMINUM  
BASEMENT**

**LX SS 1020**

1334426



**VELCRO  
FASTENER**

**ALUMINUM  
BASEMENT**

The SS 1920 E and SS 1020 models have aluminum basements that increase tool life. Both models also have dual mounting systems: the sanding paper can be attached with both Velcro and clamps. The SS 1920 E has a variable speed control system.

Specification	SS 1920 E	LX SS 1020
Voltage/Frequency	230 V / 50 Hz	230 V / 50 Hz
Power	260 W	240 W
No-load speed	6000–13 000 rpm	14 000 rpm
Amplitude	2 mm	2 mm
Sanding sheet dimensions	187 × 90 mm	100 × 110 mm
Protection from dust	+	+
Speed regulator	+	-
Power supply	mains	mains
Weight	1.7 kg	1.25 kg

## RS 1235 E

RS1235E01319



Accessories RS 1235 E:

- dust container;
- sanding paper.

## RS 1245 E

1333395



Accessories RS 1245 E:

- dust container;
- sanding paper.

video



Orbital sanders is a universal tool for stripping, grinding, polishing wooden and metal surfaces. The soleplate makes two types of motion during operation: rotary and reciprocating. The rotary motion allows you to produce fine sanding without any marks, the additional movement makes the work more productive and qualitative. The RS 1235 E, RS 1245 E and RS 1250-1 AE models are ergonomically designed with a rubberized handle for comfortable operation. Adjustable speed control allows you to select the optimum speed for different materials. The ability to connect a vacuum cleaner or attach a dust collector is convenient to ensure cleanliness in the workplace. The RS 1245 E has an easily adjustable auxiliary handle.

Specification	RS 1235 E	RS 1245 E
Voltage/Frequency	230 V / 50 Hz	230 V / 50 Hz
Power	320 W	430 W
No-load speed	6000–13 000 rpm	7000–14 000 rpm
Amplitude	2.5 mm	2.0 mm
Sanding sheet dimensions	125 mm	125 mm
Power supply	mains	mains
Weight	1.48 kg	2.2 kg

## RS 1250-1 AE

RS12501AE01319



Accessories RS 1250-1 AE:

- dust container;
- sanding paper.

**150 mm**  
PAD  
DIAMETER

Specification	RS 1250-1 AE
Voltage/Frequency	230 V / 50 Hz
Power	450 W
No-load speed	5000–13 000 rpm
Amplitude	2.0 mm
Sanding sheet dimensions	150 mm
Power supply	mains
Weight	2.1 kg

## LX RS 1225

0325159



## LX RS 1230

1334376



## LX RS 1245-1 E

1333377



The RS 1245-1 E has an easily adjustable extra handle for more comfortable operation, as well as a variable speed control.

Accessories LX RS 1225, LX RS 1230, LX RS 1245-1 E:

- dust container;
- sanding paper.



video



Specification	LX RS 1225	LX RS 1230	LX RS 1245-1 E
Voltage/Frequency	230 V / 50 Hz	230 V / 50 Hz	230 V / 50 Hz
Power	240 W	280 W	450 W
No-load speed	12 000 rpm	6000–13 000 rpm	3000–13 000 rpm
Speed regulator	-	+	+
Amplitude	2.0 mm	2.0 mm	1.8 mm
Sanding sheet dimensions	125 mm	125 mm	125 mm
Power supply	mains	mains	mains
Weight	1.3 kg	1.43 kg	2.1 kg



## DG 1875

DG187500004



Accessories DG 1875:

- additional handle;
- dust bag;
- hose 2 m;
- adapter for vacuum cleaner;
- sanding paper 180 mm – 8 pcs.;
- HEX key.



## DG 2210

0304214



Accessories DG 2210:

- additional handle;
- dust bag;
- hose 2 m;
- adapter for vacuum cleaner;
- sanding paper 225 mm – 8 pcs.;
- HEX key.



## DG 2260

DG226000004



Accessories DG 2260:

- hose 4 m;
- adapter for vacuum cleaner;
- sanding paper 225 mm – 6 pcs.;
- HEX key;
- hard sanding pad;
- soft sanding pad;
- BMC.



## DG 2285

0304215



Accessories DG 2285:

- dust bag;
- hose 2 m;
- adapter for vacuum cleaner;
- sanding paper 225 mm – 6 pcs.;
- HEX key.



These tools are designed for dry sanding of putty-filled surfaces of walls and ceilings, finishing of surfaces for painting. The system of fastening the sanding paper with Velcro for quick replacement of the sanding wheel. Additional handle allows you to work with grinders with two hands, which minimizes the risk of losing control of the tool. Thanks to the handle extension included with the grinders, the user does not have to reach up to sand the ceiling or the top of the wall. The presence of LED illumination helps to identify irregularities in the surface without additional lighting. The amount of dust emitted when the tool is working is minimized through the use of a vacuum cleaner or dust bag connected to the grinder. The DG 1875, DG 2210 and DG 2285 models can be operated independently without a vacuum cleaner.

Specification	DG 1875	DG 2210	DG 2260	DG 2285
Voltage/Frequency	230 V / 50 Hz	230 V / 50 Hz	230 V / 50 Hz	230 V / 50 Hz
Power	750 W	1220 W	600 W	820 W
No-load speed	1500–2700 rpm	1500–2300 rpm	600–1500 rpm	600–1900 rpm
Sanding pad diameter	180 mm	215 mm	225 mm	215 mm
Sanding sheet diameter	180 mm	225 mm	225 mm	225 mm
Backlight	+	-	+	+
Power supply	mains	mains	mains	mains
Weight	2.4 kg	2.5 kg	3.9 kg	3.8 kg

## PM 1512



1318449

Accessories PM 1512:

- additional handle;
- polishing pad;
- polishing wheel – 1 pcs.;
- wrench;
- pair of carbon brushes.



## PM 1810 SE



PM1810SE0019

Accessories PM 1810 SE:

- additional handle;
- polishing pad;
- polishing wheel – 1 pcs.



Specification	PM 1512	PM 1810 SE
Voltage/Frequency	230 V / 50 Hz	230 V / 50 Hz
Power	1100 W	700 W
No-load speed	1000–4500 rpm	2000–6400 rpm
Polishing pad dimensions	150 mm	150 mm
Action type	eccentric (8 mm)	eccentric (9 mm)
Soft start	-	+
Constant speed	+	+
Power supply	mains	mains
Weight	2.4 kg	2.2 kg

## LX PM 1812 SE



1318467

Accessories LX PM 1812 SE:

- additional handle;
- polishing pad;
- polishing wheel – 1 pcs.



## PM 1813 SE



PM1813SE0404

Accessories PM 1813 SE:

- additional handle;
- polishing pad;
- polishing wheel – 1 pcs.



Specification	LX PM 1812 SE	PM 1813 SE
Voltage/Frequency	230 V / 50 Hz	230 V / 50 Hz
Power	1200 W	1300 W
No-load speed	1000–3000 rpm	600–3300 rpm
Polishing pad dimensions	180 mm	180 mm
Action type	circular	circular
Soft start	+	+
Constant speed	+	-
Power supply	mains	mains
Weight	3.2 kg	3.2 kg

**BG 1215 L**

BG1215L0023

**BG 1525-1**

BG152510023

**BG 2040-1**

BG204010023

**BG 2040-1 L**

BG20401L0023

**WORK AREA  
LIGHTING**

The bench grinder is developed for sharpening tools. It is used for sharpening the edge of knives, scissors, chisels, planer blades, as well as drills, milling cutters and turning tools. Models BG 1215 L, BG 1525-1, BG 2040-1, BG 2040-1 L are coated with heat-resistant paint, equipped with protective shields and metal covers for safe use. The machines are also equipped with a stable base, dust-proof switch, and the two installed disks have different grits (fine and coarse). A wheel adapter is included. Model BG 2040-1 L is equipped with a backlight of the working area.

Specification	BG 1215 L	BG 1525-1	BG 2040-1	BG 2040-1 L
Voltage/Frequency	230 V / 50 Hz	230 V / 50 Hz	230 V / 50 Hz	230 V / 50 Hz
Power	150 W	250 W	400 W	400 W
No-load speed	2950 rpm	2950 rpm	2950 rpm	2950 rpm
Grinding wheel dimensions	125 mm	150 mm	200 mm	200 mm
Landing size	12.7 mm	12.7 mm	12 mm	12 mm
Max. wheel thickness	16 mm	16 mm	20 mm	20 mm
Power supply	mains	mains	mains	mains
Weight	4.0 kg	4.5 kg	8.5 kg	8.2 kg

## BG 1535 L

1319379



WORK AREA  
LIGHTING



Accessories BG 1535 L:

- metal grinding stop;
- spark arrestor;
- grinding wheel;
- grinding belt.

The updated machine is equipped with a quick change system of the grinding belt. In addition, the keyless belt position adjustment function saves time and effort. A bright lamp for illuminating the working area. The machine has a motor with an increased power of 250 W. The body of the BG 1535 L is coated with heat-resistant paint. To top it all off, the machine has a stable base with rubber feet, dustproof switch and adjustable stops for workpieces and tools. The model, thanks to the presence of a belt, can be used for sanding wood workpieces.

Specification	BG 1535 L
Voltage/Frequency	230 V / 50 Hz
Power	250 W
No-load speed	2950 rpm
Grinding belt dimensions	685 × 50 mm
Grinding wheel dimensions	150 mm
Landing size	12.7 mm
Max. wheel thickness	16 mm
Power supply	mains
Weight	8.5 kg

# CHAIN GRINDING MACHINE

## GC 1090

GC10900011



WORK AREA  
LIGHTING



Accessories GC 1090:

- grinding wheel 105 × 22.2 × 3.2 mm.

Semi-automatic chain grinding machine has a reliable motor and a comfortable and ergonomic shape for work. Sturdy metal base. Large number of adjustments, allowing the sharpening of all types of chains. Built-in illumination of the working area allows you to work comfortably in low external light.

Specification	GC 1090
Voltage/Frequency	230 V / 50 Hz
Power	90 W
No-load speed	5000 rpm
Grinding wheel dimensions	105 × 22.2 × 3.2 mm
Table rotation angle (right/left)	35°
Power supply	mains
Weight	2.5 kg

**UG 5110**

UG511000021



UG 5110 is used for sharpening various cutting tools (drills, chisels, blades, knives and scissors). The maximum drill sharpening diameter is 10 mm. Good performance is ensured by 51 mm diameter grinding wheel.

Specification	UG 5110
Voltage/Frequency	230 V / 50 Hz
Power	100 W
No-load speed	6700 rpm
Disk diameter	51 mm
Landing size	10 mm
Wheel thickness	7.5 mm
Supply	mains
Weight	1.3 kg

**TILE CUTTERS**

**TC 1865 C**

TC1865C0011



**TC 2090-1 CM**

TC20901CM0011



**TS 1117**

1319428



Tile cutter TS 1117 is used for cutting marble, stone as well as other hard materials. Both the angle of inclination and the plunge depth of the diamond disc can be adjusted on model TS 1117. Rubberized grip as well as the presence of additional handle will help to achieve the highest level of comfort during work. Possible installation of a water supply system in the cutting zone.

Specification	TC 1865 C	TC 2090-1 CM	TS 1117
Voltage/Frequency	230 V / 50 Hz	230 V / 50 Hz	230 V / 50 Hz
Power	650 W	900 W	1700 W
Maximum disc size	180 × 22.2 mm	200 × 25.4 mm	115 × 22.2 mm
Angle adjustment	0–45°	0–45°	0–45°
Maximum cutting depth 90° / 45°	35 / 18 mm	37 / 30 mm	34 / 21 mm
Maximum cutting length	400 mm	720 mm	-
Table size	360 × 330 mm	990 × 394 mm	-
No-load speed	2950 rpm	2950 rpm	13 800 rpm
Water supply	-	+	+
Dimensions (LxWxH)	370 × 330 × 230 mm	1060 × 450 × 730 mm	240 × 240 × 160 mm
Supply	mains	mains	mains
Weight	8.1 kg	28.0 kg	3.4 kg

**DB 1304**

DB130400018



**CLAMPS INCLUDED**



**DB 1305**

1318399



- LCD;
- speed adjustment;
- laser pointer;
- quick-fixed chuck;
- constant electronics;
- quick-clamping;
- LED light.



**DB 1605**

DB160500018



**CLAMPS INCLUDED**



Specification	DB 1304	DB 1305	DB 1605
Voltage/Frequency	230 V / 50 Hz	230 V / 50 Hz	230 V / 50 Hz
Power	400 W	800 W	500 W
Chuck diameter	13 mm	1.5–13 mm	16 mm
Transmission type	belt	-	belt
Number of speeds	5	2	9
No-load speed	540–2600 rpm	1 speed: 170–880 rpm 2 speed: 490–2600 rpm	280–2350 rpm
Spindle stroke	50 mm	100 mm	50 mm
Drilling diameter	13 mm	13 mm	16 mm
Drilling depth adjustment	+	+	+
Work table adjustment	+	-	+
Desktop size	160 × 160 mm	330 × 300 mm	170 × 170 mm
Support basement size	275 × 170 mm	330 × 300 mm	300 × 179 mm
Weight	15.18 kg	10.5 kg	19.76 kg

**BELT GRINDING MACHINE**

**GM 1528**

0325104



Accessories GM 1528:

- support table;
- corner guide;
- grinding disc;
- grinding belt.

The machine has 370 W power motor. Convenient tension mechanism and belt adjustment provide the user with quick accessories change.

The belt grinding unit works horizontally, vertically and at any other intermediate angle. Rubberized drive roller prevents the grinding belt from slipping. GM 1528 has large 226 × 160 mm cast-iron table which can be adjusted.

Specification	GM 1528
Voltage/Frequency	230 V / 50 Hz
Power	370 W
Grinding speed	2980 rpm
Grinding belt size	100 × 914 mm
Grinding pad size	150 mm
Support table size	226 × 160 mm
Angle adjustment	0–90°
Tilt angle of the support table	45°
Weight	16.0 kg

**TP 3118**

0329006



## Accessories TP 3118:

- height adjustment handle – 1 pcs.;
- knife installation pattern – 1 pcs.;
- HEX key – 1 pcs.;
- open-end spanner – 1 pcs.;
- rubber feet – 4 pcs.

**TP 3320**

1325438



## Accessories TP 3320:

- height adjustment handle – 4 pcs.;
- slurry hole;
- long screw – 4 pcs.;
- short screw – 1 pcs.;
- spanner – 1 pcs.;
- HEX key – 1 pcs.;
- gauge for mounting knives – 1 pcs.;
- manual.

Specification	TP 3118	TP 3320
Voltage/Frequency	230 V / 50 Hz	230 V / 50 Hz
Power	1800 W	2000 W
No-load speed	8000 rpm	10 000 rpm
Workpiece feed speed	6.0 m/min	6.4 m/min
Planing width	254 mm	330 mm
Planing depth	0–3.0 mm	0–3.0 mm
Planing height range	6–130 mm	6–160 mm
Knives quantity	2	2
Height adjustment	+	+
Vacuum cleaner connection	+	+
Weight	21.0 kg	28.0 kg



## MS 2116 L

0329124



Accessories  
MS 2116 L,  
MS 2116-1 LM,;

- saw blade;
- dust collector;
- clamp.



## MS 2116-1 LM

0329126



High-performance miter saws are equipped with a powerful motor, simple and convenient cutting angle adjustment. Also the models have workpiece clamping system and built-in laser for more precise cutting. Models MS 2116 L and MS 2516 L are compact and lightweight what is especially important during transportation. MS 2116-1 LM and MS 2520-1 LMO saws provide high-precision, smooth cuts thanks to the guide slides available. One of the key advantages of MS 2116-1 LM is possibility of installing it close to the wall.

## MS 2116 LMO

0329125



**CANTILEVER  
MOUNTING TYPE**



Accessories  
MS 2116 LMO,  
MS 2520-1 LMO:

- saw blade;
- dust collector;
- clamp.

## MS 2520-1 LMO

MS25201LMO029



Specification	MS 2116 L	MS 2116-1 LM	MS 2116 LMO	MS 2520-1 LMO
Voltage/Frequency	230 V / 50 Hz	230 V / 50 Hz	230 V / 50 Hz	230 V / 50 Hz
Power	1500 W	1800 W	1700 W	2000 W
Saw blade size	210 × 30 mm, 24T	210 × 30 mm, 40T	210 × 30 mm, 40T	255 × 30 mm, 40T
No-load speed	4900 rpm	5200 rpm	4700 rpm	4500 rpm
Laser pointer	+	+	+	+
Cutting parameters:				
0° × 0°	115 × 60 mm	300 × 65 mm	340 × 65 mm	340 × 90 mm
45° × 0°	80 × 60 mm	200 × 65 mm	240 × 65 mm	240 × 90 mm
0° × 45°	115 × 25 mm	300 × 38 mm	340 × 38 mm	340 × 45 mm
45° × 45°	80 × 25 mm	200 × 38 mm	240 × 38 mm	240 × 45 mm
Supply	mains	mains	mains	mains
Weight	7.5 kg	11.0 kg	12.0 kg	14.7 kg



**MS 2516 LO**

1329367



Specification	MS 2516 LO
Voltage/Frequency	230 V / 50 Hz
Power	1500 W
Saw blade size	255 × 30 mm, 40T
No-load speed	5000 rpm
Laser pointer	+
Maximum cut on the table	-
Cutting parameters:	
0° × 0°	115 × 80 mm
0° × 45°	115 × 50 mm
45° × 0°	75 × 80 mm
45° × 45°	75 × 50 mm
Supply	mains
Weight	11.1 kg

**MS 3020 LB**

0329127



Accessories MS 3020 LB:

- saw blade;
- dust collector;
- clamp.



Specification	MS 3020 LB
Voltage/Frequency	230 V / 50 Hz
Power	1800 W
Saw blade size	305 × 30 mm, 40T
No-load speed	3800 rpm
Laser pointer	+
Cutting parameters:	
0° × 90°	330 × 105 mm
45° × 90°	230 × 105 mm
left: 0° × 45°	330 × 60 mm
right: 0° × 45°	330 × 33 mm
left: 45° × 45°	230 × 60 mm
right: 45° × 45°	230 × 33 mm
Supply	mains
Weight	21.0 kg

**MS 2112 LMB**

0329323



Specification	MS 2112 LMB
Voltage/Frequency	230 V / 50 Hz
Power	1200 W
Saw blade size	210 × 30 mm, 24T
No-load speed	4900 rpm
Laser pointer	+
Maximum kerf on the table	30 mm
Cutting parameters:	
0° × 90°	115 × 55 mm
90° × 45°	115 × 35 mm
45° × 90°	65 × 55 mm
to the right: 45° × 45°	70 × 30 mm
left: 45° × 45°	45 × 30 mm
Supply	mains
Weight	8.0 kg

**MS 2520-2 LMB**

1329583



Accessories MS 2520-2 LMB:

- saw blade;
- dust collector;
- clamp.

MS 2520-2 LMB combines itself both miter saw and a table saw. The model has strong basement and adjusted laser pointer for making precise cuts. Convenient workpiece clamping and expansion supports allow to work with workpieces of large dimensions.

Specification	MS 2520-2 LMB
Voltage/Frequency	230 V / 50 Hz
Power	2000 W
No-load speed	5300 rpm
Saw blade size	255 × 30 mm, 40T
Maximum cut on the table	60 mm
Cutting parameters:	
90° × 90°	128 × 78 mm
90° × 45°	128 × 50 mm
45° × 90° L	85 × 78 mm
45° × 45° L	85 × 40 mm
45° × 90° R	80 × 78 mm
45° × 45° R	50 × 40 mm
Laser pointer	+
Supply	mains
Weight	13.5 kg

**CUT-OFF SAW (FOR METAL WORKS)****AS 3501**

AS350100025



Accessories AS 3501:

- key;
- saw blade;
- carbon brushes – 2 pcs.

The powerful motor of the AS 3501 cut-off saw ensures high performance in operation. The model has excellent workpiece control. Cut-off saw has perfect control over workpiece due to large solid basement and ergonomic handle. The model is also equipped with frost-proof rubber cable.

Specification	AS 3501
Voltage/Frequency	230 V / 50 Hz
Power	2600 W
No-load speed	3900 rpm
Cutting depth	119 mm
Cutting width	106 mm
Saw blade size	355 × 25.4 mm
Vise rotation angle	45°
Supply	mains
Weight	14.0 kg

**MT 7625**

MT762500029



The table is used as a base to a miter saw and also makes cutting tasks much easier. MT 7625 has height and length adjustment equipped with folding legs for easy transporting. Fasteners are included in the package accessories.

**Specification****MT 7625**

Dimensions	250 × 14 × 76 cm
Max. working load on the table	150 kg
Landing width range	5–360 mm
Max. mounting range	815 mm
Frame	steel
Weight	16.0 kg

**WORKBENCHES****WB 5678**

0329003



video



All Wortex workbenches have a folding design and bamboo worktops which are more water resistant and lighter material in comparison with wood. The metal parts of the workbenches are coated with weatherproof coating. WB 6012 has height and angle adjustment of the worktop. In model WB 6080 the angles of tabletop can be adjusted as well.

**WB 6080 P**

WB6080PB00011

**WB 6012**

0329004



video



Specification	WB 5678	WB 6080 P	WB 6012
Work table length	560 mm	605 mm	605 mm
Table height	780 mm	800 mm	860–1140 mm
Table top adjustment	-	0°, 45°, 90°	0°, 15°, 30°, 45°, 60°, 75°, 90°
Vise function	+	+	+
Max. table load	70 kg	100 kg	100 kg
Table top material	bamboo	bamboo	bamboo
Dimensions	560 × 620 × 780 mm	605 × 640 × 800 mm	605 × 540 × 860–1140 mm
Weight	4.0 kg	7.2 kg	7.5 kg

**ETS 2520**

1329692



The ETS 2520 table saw has solid construction and additional table extensions for cutting large workpieces. The height of the machine reaches 88 cm which is optimal for comfortable work of the user. It can be connected to vacuum cleaner to keep the workplace clean. The machine's powerful engine ensures productive and high quality of work.

Specification	ETS 2520
Voltage/Frequency	230 V / 50 Hz
Power	2000 W
No-load speed	5300 rpm
Max. cut with angle 90°	85 mm
Max. cut with angle 45°	63 mm
Saw blade size	255 × 30 × 2.8 mm, 40T
Table size (with extensions)	545 × 630 mm
Weight	21.5 kg

**CS 1612**  
CS161200019



**POWER**  
**1200 W**

**CS 1915**  
CS191500019



**POWER**  
**1500 W**

**CS 1916 L**  
CS1916L00021



**POWER**  
**1600 W**

Powerful and lightweight CS 1612, CS 1915, CS 1916 L circular saws are suitable for making longitudinal and oblique cuts. These models are also equipped with a wide platform and rubberized handle. CS 1916 L has inbuilt laser pointer which helps to make precise adjustments cuts with ease. All models can be adjusted with both depth and angle of cut.

Specification	CS 1612	CS 1915	CS 1916 L
Voltage/Frequency	230 V / 50 Hz	230 V / 50 Hz	230 V / 50 Hz
Power	1200 W	1500 W	1600 W
No-load speed	5500 rpm	4800 rpm	4700 rpm
Saw blade size	160 × 20 mm, 24T	190 × 20 mm, 24T	190 × 30 mm, 24T
Laser pointer	-	-	+
Cutting angles	90° / 45°	90° / 45°	90° / 45°
Max. cutting depth (wood) 90°/45°	52 / 37 mm	67 / 45 mm	65 / 45 mm
Supply	mains	mains	mains
Weight	3.7 kg	4.28 kg	4.5 kg

**CS 2170-1**  
CS2170100029



**POWER**  
**1800 W**

Specification	CS 2170-1
Voltage/Frequency	230 V / 50 Hz
Power	1800 W
No-load speed	5500 rpm
Saw blade size	210 × 30 mm, 36T
Laser	-
Cutting angles	90° / 45°
Max. cutting depth (wood) 90°/45°	65 mm / 45 mm
Supply	mains
Weight	5.8 kg

**CS 1655-1**

1333551



**POWER**  
**1200 W**

**CS 1865**

1333550



**POWER**  
**1400 W**

Powerful and compact saws are suitable for straight and oblique cuts with maximum comfort. The models are equipped with depth and angle adjustment. CS 1655-1 and CS 1865 have a wide aluminum platform and rubberized handle for a comfortable work.

Specification	CS 1655-1	CS 1865
Voltage/Frequency	230 V / 50 Hz	230 V / 50 Hz
Power	1200 W	1400 W
No-load speed	5000 rpm	5200 rpm
Saw blade size	160 × 20 mm	185 × 20 mm
Laser pointer	-	-
Cutting angles	90° / 45°	90° / 45°
Max. cutting depth (wood) 90°/45°	55 mm / 38 mm	65 mm / 44 mm
Supply	mains	mains
Weight	3.8 kg	4.0 kg

**LX CS 1612-2**

1333555



**POWER**  
**1200 W**

**LX CS 1915-2**

1333556



**POWER**  
**1400 W**

Specification	LX CS 1612-2	LX CS 1915-2
Voltage/Frequency	230 V / 50 Hz	230 V / 50 Hz
Power	1200 W	1400 W
No-load speed	5000 rpm	5300 rpm
Saw blade size	165 × 20 mm, 24T	185 × 20 mm, 24T
Laser pointer	-	-
Cutting angles	90° / 45°	90° / 45°
Max. cutting depth (wood) 90°/45°	53 mm / 34 mm	65 mm / 45 mm
Supply	mains	mains
Weight	3.5 kg	3.6 kg

## HS 2865

HS286501126



The HS 2865 circular saw is designed for straight cutting of wood, laminated and parquet boards, soft metals, chipboard, ceramic tiles, natural and synthetic stones. The model is equipped with a powerful engine, cutting depth adjustment, ergonomic handle and compact size. The maximum cutting depth is 28.5 mm.

Accessories HS 2865:

- HSS metal saw blade – 1 pcs.;
- tct wood saw blade (installed) – 1 pcs.;
- diamond blade – 1 pcs.;
- ruler;
- dust extraction.

### Specification

### HS 2865

Voltage/Frequency	230 V / 50 Hz
Power	650 W
No-load speed	5000 rpm
Disk diameter	89 mm
Landing size	10 mm
Max. cutting depth (wood)	28.5 mm
Max. cutting depth (metal)	3 mm
Max. cutting depth (ceramic)	9 mm
Supply	mains
Weight	2.2 kg

## PLUNGE SAW

## CS 1612-1

CS16121029



Accessories CS 1612-1:

- guide rail 0.7 m – 2 pcs.;
- screw clamp – 2 pcs.;
- guide rail connector – 1 pcs.

### Specification

### CS 1612-1

Voltage/Frequency	230 V / 50 Hz
Power	1200 W
No-load speed	6000 rpm
Saw blade size	165 × 20 mm, 48T
Laser pointer	-
Cutting angles	90° / 45°
Max. cutting depth (wood)	59 mm / 42 mm
90°/45°	
Supply	mains
Weight	5.2 kg

## WALL CHASER

## WM 1230

0330247



Accessories WM 1230:

- cutting disc – 2 pcs.;
- HEX key – 1 pcs.;
- flange spanner – 1 pcs.;
- chisel – 1 pcs.

### Specification

### WM 1230

Voltage/Frequency	230 V / 50 Hz
Power	1320 W
No-load speed	9000 rpm
Cutting depth	8–30 mm
Cutting width	8–26 mm
Saw blade size	125 mm
Disc landing diameter	22.2 mm
Overload protection	+
Soft start	+
Supply	mains
Weight	4.37 kg

**LX JS 5505 E**

0319212



Accessories LX JS 5505 E:

- saw blade – 1 pcs.;
- set of carbon brushes;
- HEX key;
- manual.

**JS 6507 LE**

1333579



Accessories JS 6507 LE:

- saw blade – 1 pcs.;
- parallel guide;
- vacuum cleaner adapter;
- manual.

**JS 7008 LE**

JS7008LE019



Accessories JS 7008 LE:

- saw blade – 1 pcs.;
- parallel guide;
- vacuum cleaner adapter;
- manual.

Wortex jig saws possess speed adjustment function. It allows customer to select optimal speed for cutting different materials. JS 6507 LE, JS 9008 LE, JS 1009-2 LE have integrated laser pointer. At the same time JS 6507 LE, JS 7008 LE, JS 9008 LE and JS 1009-2 LE models have integrated flash light allowing a customer to work accurately and safe even in low-light conditions. JS 6507 LE has cast aluminium platform. The most powerful model JS 1009-2 LE can cut the wood under 100 mm depth with the function of blowing sawdust at the same time. The model also possess aluminum basement with a protective plastic cover.

**LX JS 6507 E**

1334588



Accessories LX JS 6507 E:

- saw blade – 1 pcs.;
- parallel guide;
- HEX key;
- vacuum cleaner adapter;
- manual.

**LX JS 8008 E**

1334589



Accessories LX JS 8008 E:



- saw blade – 1 pcs.;
- parallel guide;
- HEX key;
- vacuum cleaner adapter;
- manual.

Specification	LX JS 5505 E	JS 6507 LE	JS 7008 LE	LX JS 6507 E	LX JS 8008 E
Voltage/Frequency	230 V / 50 Hz	230 V / 50 Hz	230 V / 50 Hz	230 V / 50 Hz	230 V / 50 Hz
Power	500 W	650 W	710 W	710 W	800 W
Stroke frequency	800–3000 stroke/min	500–3000 stroke/min	800–3000 stroke/min	500–3300 stroke/min	500–3350 stroke/min
Max. cutting depth (wood)	55 mm	65 mm	70 mm	65 mm	80 mm
Max. cutting depth (metal)	6 mm	8 mm	6 mm	15 mm	15 mm
Cutting angles	45°	45°	45°	45°	45°
Pendulum action	-	+	+	+	+
Speed adjustment	+	+	+	+	+
Quick saw blade change	+	+	+	+	+
Flash light	-	+	+	-	-
Laser pointer	-	+	-	-	-
Supply	mains	mains	mains	mains	mains
Weight	1.34 kg	2.2 kg	2.0 kg	1.78 kg	1.90 kg



## JS 8008-1 LE

0325116



Accessories JS 8008-1 LE:

- saw blade – 2 pcs.;
- parallel guide;
- HEX key;
- vacuum cleaner adapter.

## JS 1009-2 LE

JS10092LE0021



MAX. CUT  
**100 mm**

POWER  
**900 W**

Accessories JS 1009-2 LE:

- saw blade – 1 pcs.;
- parallel guide;
- vacuum cleaner adapter.

Specification	JS 8008-1 LE	JS 1009-2 LE
Voltage/Frequency	230 V / 50 Hz	230 V / 50 Hz
Power	810 W	900 W
Stroke frequency	1000–2900 strokes/min	800–3000 strokes/min
Max. cutting depth (wood)	80 mm	100 mm
Max. cutting depth (metal)	8 mm	10 mm
Cutting angles	45°	45°
Pendulum action	+	+
Speed adjustment	+	+
Quick saw blade change	+	+
Flash light	+	+
Laser pointer	-	+
Supply	mains	mains
Weight	2.6 kg	2.6 kg

**SM 2830 E**  
SM2830E002018



Accessories SM 2830 E:

- side handle;
- plunge-cut nozzle for wood/plastic works;
- scraper;
- sanding pad 93 × 93 mm;
- sanding sheet – 2 pcs.;
- manual.

Multifunctional tools (multitools) have a strong powerful engine for cutting, sanding, trimming, polishing of various materials. The oscillation frequency adjustment helps to customize the tool for any type of work.

**SM 3233 QE**  
SM3233QE0004



Accessories SM 3233 QE:

- plunge-cut nozzle for wood/plastic works;
- sanding sheet – 2 pcs.;
- sanding pad;
- scraper;
- vacuum cleaner adapter;
- side handle.



Specification	SM 2830 E	SM 3233 QE
Voltage/Frequency	230 V / 50 Hz	230 V / 50 Hz
Power	300 W	330 W
Oscillation frequency	15 000–23 000 min <sup>-1</sup>	15 000–22 000 min <sup>-1</sup>
Oscillation angle	3.0°	3.2°
Landing size	10 mm	10 mm
Accessory landing type	OIS	OQIS
Supply	mains	mains
Weight	1.2 kg	1.36 kg

**NB 1660**  
NB1660M0018



Nibbler **NB 1660** is a powerful tool for making curved cuts in metal sheet. The shears have high quality metal gearbox units and are equipped with a slim ergonomic handle. Wortex nibbler also has a large cutting thickness for steel (up to 1.8 mm) and non-ferrous metals (up to 2.5 mm).

Accessories NB 1660:

- matrix, matrix holder, punch;
- manual.

Specification	NB 1660
Voltage/Frequency	230 V / 50 Hz
Power	600 W
Strokes	2000 strokes/min
Max. cutting thickness (steel)	1.8 mm
Max. cutting thickness (stainless steel)	1.2 mm
Max. cutting thickness (coloured metal)	2.5 mm
Supply	mains
Weight	1.7 kg

SHEET METAL SHEARS

**EMS 2550**  
1334478



The sheet metal shears are designed to create straight cuts on sheet metal workpieces. It has a copper motor winding and a comfortable narrow body. The model has a protective cover for safe operation of the user.

Accessories EMS 2550:

- HEX key – 3 pcs.;
- a set of dipsticks;
- set of carbon brushes.

Specification	EMS 2550
Voltage/Frequency	230 V / 50 Hz
Power	500 W
Cutting speed	1800 cuts/min
Max. cutting thickness (mild steel 400 N/mm <sup>2</sup> )	2.5 mm
Max. cutting thickness (hard steel 600 N/mm <sup>2</sup> )	1.8 mm
Max. cutting thickness (stainless steel 800 N/mm <sup>2</sup> )	1.5 mm
Supply	mains
Cord length	3 m
Weight	2.3 kg

**MG 3214 E**

MG3214E0011



Accessories MG 3214 E:

- flexible shaft;
- telescopic holder;
- additional accessories.

**MG 3218 E**

MG3218E11411



Accessories MG 3218 E:

- flexible shaft;
- telescopic holder;
- additional accessories.

Mini grinders have a number of possible operations including grinding, cutting, engraving, cleaning and polishing. MG 3218 E has 180 W motor power at the same time MG 3214 E has a bit less – 140 W. Both mini grinders possess speed control function in order to find optimal speed for different works. Case for both transportation and storage included.

Specification	MG 3214 E	MG 3218 E
Voltage/Frequency	230 V / 50 Hz	230 V / 50 Hz
Power	140 W	180 W
No-load speed	10 000–35 000 rpm	8000–35 000 rpm
Collet diameter	2.3 / 3.2 mm	2.4 / 3.2 mm
Supply	mains	mains
Weight	0.67 kg	1.4 kg

**PL 2007**  
PL200700022



Accessories LX PL 2006-1 and PL 2007:

- sawdust collection bag;
- parallel emphasis.

**LX PL 2006-1**  
0329088



Productive tools for planing and chamfering woodworks. The models possess adjustment function of the planing depth. The switch lock button protects against accidental turning on. Low weight of planers LX PL 2006-1, PL 2007, PL 2009, PL 3008 allows customer to work without effort.

Specification	PL 2007	LX PL 2006-1
Voltage/Frequency	230 V / 50 Hz	230 V / 50 Hz
Power	750 W	650 W
No-load speed	16 500 rpm	17 000 rpm
Depth of quarter sampling	-	-
Knife width	82 mm	82 mm
Max planing depth	2 mm	2 mm
Knife type	unsharpenable	unsharpenable
Supply	mains	mains
Weight	2.0 kg	2.0 kg

**PL 2009**  
PL200900011



Accessories PL 2009:

- parallel guide;
- slot depth limiter;
- HEX key;
- spanner.

**PL 3008**  
0330059



Accessories PL 3008:

- HEX key;
- parallel guide;
- spanner.

PL 3515-1 planer has a high quality of workpiece processing thanks to its powerful motor. It also has the largest planing depth and width in comparison with other Wortex models. It is also possible to use the planer as a bench machine in order to make quartering.

**PL 3515-1**  
PL3515100021



Accessories: PL 3515-1:

- metal stand;
- sawdust collection bag;
- parallel stop;
- slot depth limiter;
- button lock;
- exemplary measure;
- sharpening device.

Specification	PL 2009	PL 3008	PL 3515-1
Voltage/Frequency	230 V / 50 Hz	230 V / 50 Hz	230 V / 50 Hz
Power	800 W	810 W	1500 W
No-load speed	16 500 rpm	16 500 rpm	16 000 rpm
Depth of quarter sampling	0–11 mm	0–11 mm	0–14 mm
Knife width	82 mm	82 mm	110 mm
Max planing depth	3 mm	3 mm	3.5 mm
Knife type	unsharpenable	unsharpenable	sharpenable
Supply	mains	mains	mains
Weight	2.8 kg	2.8 kg	4.8 kg

## LX MM 6016 E

0329063



Accessories  
LX MM 6016 E:

- collets 6 and 8 mm;
- parallel guide;
- emphasis;
- key.

## MM 5013-1 E

MM50131E02618



Accessories  
MM 5013-1 E:

- side stop;
- parallel guide;
- vacuum cleaner adapter;
- collets 6 and 8 mm;
- key.

## MM 5013 E

MM5013E02411



Accessories MM 5013 E:

- collets 6 and 8 mm;
- milling cutters 8 mm – 3 pcs.;
- copying sleeve;
- vacuum cleaner adapter;
- side stop.

## MM 5519 E

MM5519E00019



MAX. DEPTH  
**58 mm**

POWER  
**2000 W**

SOFT  
START

Accessories MM 5519 E:

- collets 8 and 12 mm;
- side stop;
- copying sleeve;
- vacuum cleaner adapter;
- spanner.

The powerful motor of the MM 5013 E and MM 5519 E ensures excellent performance. Ergonomic handles provide a high comfort during work operations. Cast basement of the tools contributes to their durability. The speed control helps customer to find the optimal speed depending on the work operation. An option to connect a vacuum cleaner will help to keep the workplace clean. At the same time possibility of working depth adjustment will ensure easy come into or through the workpiece.

Specification	LX MM 6016 E	MM 5013-1 E	MM 5013 E	MM 5519 E
Voltage/Frequency	230 V / 50 Hz	230 V / 50 Hz	230 V / 50 Hz	230 V / 50 Hz
Power	600 W	710 W	1300 W	2000 W
No-load speed	30 000 rpm	10 000–30 000 rpm	11 000–30 000 rpm	8000–23 000 rpm
Max. working depth	22 mm	22 mm	50 mm	58 mm
Collets	6 and 8 mm	6 and 8 mm	6 and 8 mm	8 and 12 mm
Supply	mains	mains	mains	mains
Weight	1.4 kg	1.45 kg	4.0 kg	6.4 kg

**LX MX 1213**

1330427



**50 N·m**  
TORQUE

Accessories LX MX 1213:

- mixing nozzle;
- keys – 2 pcs.

**DM 1311-1**

0330044



**100 N·m**  
TORQUE

Accessories DM 1311-1:

- whisk adapter;
- additional handle.

**MX 1416 D**

MX1416D0330



**76 N·m**  
TORQUE

Accessories MX 1416 D:

- mixing nozzle;
- keys – 2 pcs.

A reliable tool suitable for stirring paints, varnishes, adhesives and mortars. DM 1311-1 has a high power motor of 1100 W and a torque of 100 N·m. With a drill chuck the model can be used as a drill. MX 1416 D has an even greater power reserve of 1600 W. The 2-speed gearbox prevents splashing when mixing material of different viscosities. Speed adjustment is available for more precise speed setting. All mixers have rubberised grips.

Specification	LX MX 1213	DM 1311-1	MX 1416 D
Voltage/Frequency	230 V / 50 Hz	230 V / 50 Hz	230 V / 50 Hz
Power	1200 W	1100 W	1600 W
No-load speed	0–500 / 0–800 rpm	0–700 rpm	0–500 / 0–800 rpm
Torque	50 N·m	100 N·m	76 N·m
Mixing nozzle	120 mm	120 mm	140 mm
Seating thread	M14	M14	M14
Weight	3.4 kg	3.1 kg	3.4 kg

**MX 1416-1 D**

1304378



**90 N·m**  
TORQUE

**2-x**  
NOZZLES

Accessories MX 1416-1 D:

- mixing paddle – 2 pcs.

MX 1416-1 D features a two-speed reducer as well as a fast-fix paddle lock. Two nozzles ensure high quality mixing of various construction mixtures. The powerful 1600 W motor and high torque of 90 N·m will allow customer to work faster and better even with the most viscous and heavy materials.

Specification	MX 1416-1 D
Voltage/Frequency	230 V / 50 Hz
Power	1600 W
No-load speed	200–480 / 250–680 rpm
Torque	90 N·m
Mixing nozzle	120 mm
Landing type	HEX 13
Weight	6.4 kg



**CV 2012**  
CV201200029



video



Concrete vibrator is designed for the compaction of concrete mixtures and production of concrete and reinforced concrete products during construction work. Model CV 2012 is suitable for the compaction of coarse-grained mixtures. This model is characterized with powerful motor with overload protection.

Specification	CV 2012
Voltage/Frequency	230 V / 50 Hz
Power	1200 W
No-load speed	5000 rpm
Length of flexible shaft	1.5 m / 2 m / 3 m
Vibrating tip diameter	35 mm / 50 mm
Supply	mains
Weight	3.3 kg

## LL 0210 X

0323143



- Accessories  
LL 0210 X:
- tripod 65 cm;
  - bag;
  - batteries.

## LL 0210-1

0323139



- Accessories  
LL 0210-1:
- tripod 1 m;
  - batteries;
  - carrying case.

Wortex levels are suitable for all applications thanks to their high accuracy. All levels are equipped with a self levelling function. IP54 protection class allows the tools to be used in different environments. Models have rubberised housings for shock absorption.

## LL 0330-1

0323144



- Accessories LL 0330-1:
- holder;
  - metal plate;
  - height-adjustable platform;
  - swivelling base with axial offset;
  - 2 batteries;
  - charger.

## LL 0340

0323145



- Accessories LL 0340:
- holder;
  - metal plate;
  - height-adjustable platform;
  - swivelling base with axial offset;
  - 2 batteries;
  - charger.

LL 0330-1 and LL 0340 laser levels are universal instruments for interior and exterior works: horizontal and vertical lines in a 360° range for marking, levelling and alignment throughout the entire room. Manual adjustment allows to set positioning of the lines. The models LL 0210 X, LL 0330-1, LL 0340 are equipped with a visible green beam.

Specification	LL 0210 X	LL 0210-1	LL 0330-1	LL 0340
Measuring range	15 m	15 m	25 m	25 m
Measuring accuracy	±0.4 mm/m	±0.4 mm/m	±0.3 mm/m	±0.3 mm/m
Laser diode	635–670 nm	635–670 nm	505–532 nm	505–532 nm
Laser class	2	2	2	2
Levelling range	4° ± 1°	4° ± 1°	4° ± 1°	4° ± 1°
Levelling time	≤3 s	≤3 s	≤3 s	≤3 s
Beam sweep angle (vertical)	110°	130°	360°	360°
Beam sweep angle (horizontal)	110°	130°	360°	360°
Tripod thread	1/4"	1/4"	1/4"	1/4"
Protection class	IP54	IP54	IP54	IP54
Operating temperature	-10...+50 °C	-10...+50 °C	-10...+50 °C	-10...+50 °C
Supply	2 × 1.5 V (AA)	2 × 1.5 V (AA)	3.7 V 3000 mAh	3.7 V 3000 mAh
Beam colour	green	red	green	green
Weight	0.28 kg	0.26 kg	0.34 kg	0.38 kg

**LR 4002**

1329388



**LR 4004**

0323134



**LR 7001**

1329390



**up to 40 METRES**



**up to 40 METRES**



**up to 70 METRES**



Accessories LR 4002:

- batteries – 3 pcs.;
- strap;
- cover.

The digital laser distance meter is equipped with modern laser technology which ensures high accuracy and reliability of measurement results. The device measures length, area, volume.



Accessories LR 7001:

- batteries (built-in);
- USB Type-C cable.

Specification	LR 4002	LR 4004	LR 7001
Measuring range	0.05–40 m	0.05–40 m	0.03–70 m
Measurement accuracy	±2 mm	±2 mm	±2 mm
Dividing value	1 mm	1 mm	1 mm
Wavelength	650 nm	650 nm	650 nm
Laser class	2	2	2
Max. radiation power	1 mW	1 mW	1 mW
Display illumination	+	+	+
Auto shutdown	3 min	3 min	3 min
Volume measurement function	+	+	+
Area measurement function	+	+	+
Continuous measurement function	+	+	+
Summation / subtraction	+	+	+
Pythagoras function	+	+	+
Maximum and minimum function	+	+	+
Memory	28	-	28
Power cells	3 × 1.5 V (AAA)	2 × 1.5 V (AAA)	Battery (Li-Ion)
Weight	0.150 kg	0.72 kg	0.33 kg

## LR 6001

LR6001002723



**60m**  
LENGTH



## LR 8001

LR8001002723



**80m**  
LENGTH



Accessories LR 6001:

- batteries – 2 pcs.;
- strap;
- cover.

Accessories LR 8001:

- objective;
- batteries – 2 pcs.;
- strap;
- cover.

Digital laser distance meters are equipped with modern laser technology which guarantees high accuracy and reliability of measurement results. Device measures: length, area, volume. Pythagorean Theorem can also be used. The display is backlit for easy use in dimly lit areas. LR 6001 and LR 8001 have a rubberized housing. LR 8001 is equipped with an angle measurement function (up to 50° deviation from the horizontal plane) and comes with a target.

Specification	LR 6001	LR 8001
Measuring range	0.05–60 m	0.05–80 m
Measurement accuracy	±2 mm	±2 mm
Dividing value	1 mm	1 mm
Wavelength	650 nm	650 nm
Laser class	2	2
Max. radiation power	1 mW	1 mW
Display illumination	+	+
Auto shutdown	3 min	3 min
Volume measurement function	+	+
Area measurement function	+	+
Continuous measurement function	+	+
Summation / subtraction	+	+
Pythagoras function	+	+
Maximum and minimum function	+	+
Memory	20	99
Inclinometer	+	+
Power cells	2 × 1.5 V (AAA)	2 × 1.5 V (AAA)
Weight	0.091 kg	0.094 kg

**DAM 4100**

0323272

**DAM 4500**

0323271



- exceptional accuracy  $\pm 0.1$
- shockproof
- waterproof

**DAR 2000**

0323273



WORTEX high-precision digital angle finders are perfect for aligning miter saws basements, installing GPB guides, installing suspended ceilings, carpentry works. The models have a convenient clamp that allows customer to fix the selected angle. The simple calibration process is carried out by pressing a single button.

Specification	DAM 4100	DAM 4500	DAR 2000
Measuring range	0.0°–225.0°	0.0°–225.0°	0,0°–360.0°
Resolution	0.1°	0.05°	0.1°
Accuracy	$\pm 0.3^\circ$	$\pm 0.1^\circ$	$\pm 0.2^\circ$
Accuracy of bubble levels	0.057° (1 mm/m)	0.057° (1 mm/m)	-
Type of power supply	1 × CR2032	2 × Alkaline (AAA)	1 × CR2032
Operating temperature	0°C to + 50°C	-10°C to + 50°C	0°C to + 50°C
Operating humidity	<85%	<85%	<85%
Length	410 mm	450 mm	200 mm

## DAR 3000

0323274



## DAR 5000

0323275



Specification	DAR 3000	DAR 5000
Measuring range	0.0°–360,0°	0.0°–360.0°
Resolution	0.1°	0.1°
Accuracy	± 0.2°	± 0.2°
Accuracy of bubble levels	-	-
Type of power supply	1 × CR2032	1 × CR2032
Operating temperature	0°C to + 50°C	0°C to + 50°C
Operating humidity	<85%	<85%
Length	300 mm	500 mm

# ELECTRONIC INCLINOMETER

## DP 9000

323008



The electronic inclinometer is characterized by high accuracy and reliability. Perfect for levelling miter saws, installing GPB guides, installing suspended ceilings etc. Magnets are installed in the device for convenience work. The device has reliable aluminum housing.

Specification	DP 9000
Measuring accuracy	± 0.2°
Accuracy (0°, 90°)	± 0.1°
Operating range	4*90°
Accuracy of bubble levels	0.057° (1 mm/m)
Type of power supply	1 × Alkaline (AA)
Operating temperature	0°C to + 50°C
Operating humidity	<85%
Weight	0.07 kg

**DL 4000**

323007

**DL 6000**

0323276



- exceptional accuracy  $\pm 0.1$
- shockproof
- waterproof

WORTEX electronic levels are used for making measurements during construction work. Precise data is displayed on the bright backlit LCD display. Results are displayed in large numerals. Horizontal and vertical bubble levels allow surface inspection without the use of electronics. The body of the level is made of lightweight aluminum material. Models are supplied in a convenient case.

**DL 1000**

0323277



Specification	DL 4000	DL 6000	DL 1000
Measuring accuracy	$\pm 0.2^\circ$	$\pm 0.2^\circ$	$\pm 0.2^\circ$
Accuracy (0°, 90°)	$\pm 0.1^\circ$	$\pm 0.05^\circ$	$\pm 0.05^\circ$
Resolution	0.1°	0.1°	0.1°
Resolution (0°, 90°)	0.05°	0.05°	0.05°
Bubble level accuracy	$\pm 0.029^\circ$	$\pm 0.029^\circ$	$\pm 0.029^\circ$
Operating range	4*90°, 400 mm/m, 100%	4*90°, 600 mm/m, 100%	4*90°, 1000 mm/m, 100%
Type of power supply	2 × Alkaline (AAA)	2 × Alkaline (AAA)	2 × Alkaline (AAA)
Operating temperature	0°C to + 50°C	0°C to + 50°C	-10°C to + 50°C
Operating humidity	<85%	<85%	<85%
Length	400 mm	600 mm	1000 mm
Auto-off time	5 min	5 min	5 min
Weight	0.26 kg	0.46 kg	0.92 kg

## WIRE DETECTOR

### MD 3009

MD3009000019



Accessories  
MD 3009:

- 9 V battery.



The compact wire detector is used to detect non-ferrous and ferrous metals, wooden surfaces as well as live electrical wires. For more comfortable operation it is equipped with light and sound indication. There is also a battery charge indication.

Specification	MD 3009
Depth of detection:	
Ferrous metals	30 mm
Non-ferrous metals	30 mm
Wiring	50 mm
Wood	19 mm
Automatic switch-off	≤5 min
Temperature range	-5...+45 °C
Operating time	6 hours
Supply	1 × 9 V (6F22)
Weight	0.2 kg

## CLAMP METERS

### AM 6009 C

AM6009C00014



The clamp meter is a multifunctional device which designed to measure DC voltage, AC voltage, AC current, resistance, circuit testing and insulation. The advantage of this device is the measurement of alternating current without breaking the circuit. The product is widely used both in households, workshops and laboratories. The device is equipped with a small digital display that shows the measurement results. AM 6009 C is both simple and easy to handle and protected against overload.

Specification	AM 6009 C
Indication method	LCD display
Display	3.5" digital LCD
Measurement method	Double Integration ADC
Measurement speed	3 meas./sec
Measurement Indicators:	
Constant voltage	1000 V
AC voltage	750 V
Direct current	-
Alternating current	200 A / 1000 A
Resistance	200 Ohm / 20 kOhm
Capacity	-
Diode test	-
Transistor test	-
Tapping	+
Insulation testing	+
Fuse	250 V / 0.25 A
Guaranteed accuracy temperature	±5...±23 °C
Temperature Interval:	
Work	0...+40 °C
Storage	-10...+50 °C
Supply	1 × 9 V, type «krona»
Overall dimensions	240 × 70 × 34 mm
Weight	0.22 kg

Accessories  
AM 6009 C:

- a set of feeler gauges;
- strap;
- 9 V battery;
- cover.



## AM 6009

AM6009000014



Accessories AM 6009:

- set of measuring probes;
- 9V battery.

## AM 9009

AM9009000014



Accessories AM 9009:

- protective case;
- set of measuring probes;
- 9V battery.

Multimeters are multifunctional electronic measuring instruments. The products are widely used in households, workshops and laboratories. The devices have all necessary functions for home use, are equipped with a small digital display where measurement results are displayed, are simple and convenient to use, there are also protected from overload.

Specification	AM 6009	AM 9009
Indication method	LCD display	LCD display
Display	3.5" digital LCD	3.5" digital LCD
Measurement method	Double integration ADC	Double integration ADC
Measurement speed	2 readings/sec	2 readings/sec
Measurement Indicators:		
Constant pressure	200 mV...1000 V	200 mV...1000 V
AC voltage	200 V...750 V	200 mV...750 V
D.C	200 µA...10 A	2 mA...20 A
Alternating current	-	2 mA...20 A
Resistance	200 Ohm...2000 kOhm	200 Ohm...200 kOhm
Capacity	-	20 nF...200 µF
Diode test	+	+
Transistor test	+	+
Calling	-	+
Fuse	250 V / 0.5 A	250 V / 0.2 A
Temperature guaranteed accuracy	±5...±23 °C	±5...±23 °C
Temperature range:		
Job	0...+40 °C	0...+40 °C
Storage	-10...+50 °C	-10...+50 °C
Nutrition	1 × 9 V, type «krona»	1 × 9 V, type «krona»
dimensions	126 × 70 × 24 mm	186 × 80 × 38 mm
Weight	0.15 kg	0.25 kg

## VOLTAGE TESTER

## VT 2509

VT2509000014



The voltage tester is designed to perform the following works:

- Detection of voltage in AC and direct current by non-contact method;
- Detection of AC voltage with a contact LCD scale method: 12 V, 36 V, 55 V, 110 V, 220 V;
- Detection "phase" and "grounding";
- Detection the wire for an open circuit in AC networks current in a non-contact way. This device has an LCD display, a clip for attaching to pocket and works without batteries. Dimensions: 136 × 19 × 11 mm. Weight: 14 g.

**LX PS 0740**

0333221



Accessories LX PS 0740:

- glass for checking viscosity;
- cleaning needle.

**PS 0845**

PS084502911



Accessories PS 0845:

- glass for checking viscosity;
- cleaning needle.

Paint spray guns LX PS 0740, PS 0845, LX PS 0845-1 and PS 1165 are used to apply. Surface material: paint, solvent and water-based primer, enamel, varnish, aluminum paints, impregnations for wood protection, polishes, car enamels, coatings with hammer and special effects.

**LX PS 0845-1**

0333222



Accessories LX PS 0845-1:

- glass for checking viscosity;
- cleaning needle.

**PS 1165**

PS116502811



Accessories PS 1165:

- glass for checking viscosity;
- cleaning needle.

Specification	LX PS 0740	PS 0845	LX PS 0845-1	PS 1165
Voltage/Frequency	230 V / 50 Hz	230 V / 50 Hz	230 V / 50 Hz	230 V / 50 Hz
Power	400 W	450 W	550 W	650 W
Spray Diameter	2.6 mm	2.5 mm	2.6 mm	2.5 mm
Performance	700 ml/min	800 ml/min	800 ml/min	1100 ml/min
Flask volume	800 ml	900 ml	1300 ml	900 ml
Maximum viscosity	50 DIN-s	60 DIN-s	50 DIN-s	60 DIN-s
Suitability for painting ceilings	+	+	+	+
Torch shapes	0 0 0	0 0 0	0 0 0	0 0 0
Power supply	mains	mains	mains	mains
Weight	1.2 kg	1.4 kg	1.3 kg	2.0 kg

**LS 2215**

1304439



## Accessories LS 2215:

- gun;
- nozzle 517;
- high pressure hose;
- self-priming hose;
- drain hose;
- filter – 1 pcs.;
- brush;
- key – 3 pcs.;
- oil can.

The high pressure airless piston paint sprayer is designed to apply paint and varnish materials: latex and acrylic paints, varnishes, alkyd, high-viscosity epoxy compositions, fire-bio-coatings, anti-corrosion coatings. The painting machine allows you to quickly paint a large area in a limited period of time. The material is fed powerfully built-in pump. Using this device reduces paint consumption by 25%. Material supply occurs without air, with complete coverage of the treated surface.

Specification	LS 2215
Voltage/Frequency	230 V / 50 Hz
Power	1200 W
Nozzle diameter	0.017"
Performance	1600 ml/min
Maximum pressure	227 bar
Spray hose length	7.5 m
Power supply	mains
Weight	11.0 kg

## VC 2014 WS

0329115



Accessories VC 2014 WS:

- metal hose 1 m;
- aluminum tube;
- metal washable HEPA filter;
- crevice nozzle;
- combination nozzle;
- wheels with base; connector;
- PP tube 2 pcs.;
- EVA hose 1.5 m;
- manual.



## VC 2015-1 WS

VC20151WS00021



## VC 2015-2 WS

1329407



Accessories VC 2015-2 WS:

- hose 3 m;
- plastic tube – 2 pcs.;
- foam filter – 1 pcs.;
- nozzle for dry and wet cleaning – 1 pcs.;
- crevice nozzle – 1 pcs.;
- bag (paper) – 1 pcs.;
- HEPA filter;
- manual.



Specification	VC 2014 WS	VC 2015-1 WS	VC 2015-2 WS
Voltage/Frequency	230 V / 50 Hz	230 V / 50 Hz	230 V / 50 Hz
Power	1200 W	1300 W	1200 W
Container volume	20 l	15 l	20 l
Max. underpressure	180 mbar	190 mbar	170 mbar
Max. power of the connected power tool	-	2000 W	-
Hose length	1.5 m	3 m	3 m
Power cord length	4 m	4.5 m	4 m
Protection class	IPX4	IPX4	IPX4
Hose diameter	32 mm	32 mm	32 mm
Power supply	mains	mains	mains
Weight	4.2 kg	5.2 kg	4.0 kg

## VC 3016 WS

0319188



video



Accessories VC 3016 WS:

- hose 2 m;
- suction tubes 0.41 m each – 2 pcs.;
- crevice nozzle – 1 pcs.;
- rectangular nozzle for dry and wet cleaning – 1 pcs.;
- sponge filter – 1 pcs.;
- HEPA filter – 1 pcs.;
- manual.



Models VC 3016 WS and VC 2515 WS have an increased tank volume: 30 l and 25 l respectively. Both models can be used in conjunction with power tools thanks to the built-in sockets. The VC 2515 WS also features a telescopic tube as well as a three-position switch for synchronous operation with power tools. Both models have a stainless steel housing, as well as a hole for draining water from the tank.

## VC 2515 WS

1334468



Accessories VC 2515 WS:

- hose 3 m – 1 pcs.;
- metal extension tube – 1 pcs.;
- floor brush – 1 pcs.;
- crevice nozzle – 1 pcs.;
- paper bag – 1 pcs.;
- HEPA filter – 1 pcs.;
- foam filter – 1 pcs.;
- non-woven bag – 1 pcs.;
- swivel wheels – 4 pcs.



Specification	VC 3016 WS	VC 2515 WS
Voltage/Frequency	230 V / 50 Hz	230 V / 50 Hz
Power	1400 W	1400 W
Container volume	30 l	25 l
Max. underpressure	185 mbar	200 mbar
Max. power of the connected power tool	2000 W	2000 W
Hose length	2 m	3.5 m
Power cord length	4.5 m	4 m
Protection class	IPX4	IPX4
Hose diameter	32 mm	35 mm
Power supply	mains	mains
Weight	5.2 kg	6.15 kg

## HG 6020-1

0334327



Accessories HG 6020-1:

- 4 nozzles;
- 3 scrapers;
- knife scraper;
- scraper handle;
- case;
- manual.



### Specification

### HG 6020-1

Voltage/Frequency	230 V / 50 Hz
Power	2000 W
Temperature adjustment and air flow	stepped
Temperature / air flow:	
1-st mode	350 °C / 300 l/min
2-nd mode	600 °C / 500 l/min
3-rd mode	-
Stationary use	+
Power supply	mains
Weight	0.85 kg

## HG 6120

HG6120TK0811



Accessories HG 6120:

- set of nozzles.

## HG 6120-1

0334324



Accessories HG 6120-1:

- set of nozzles.

video



## HG 6222

HG622200011



Accessories HG 6222:

- set of nozzles.

Hot air blowers are used for heating different materials during solving construction tasks. Such a necessity occurs, for example, when cutting linoleum, removing paint, soldering plastic, drying material. Models HG 6120, HG 6222, HG 6020-1, HG 6120-1 have a closed handle for safe work. Model HG 6120-1 has LCD display, with which you can smoothly adjust air speed flow and temperature. Also important advantage of models HG 6020-1 and HG 6120-1 is the automatic purge function after finishing the work, which allows save tool life by 1.5 times longer.

Specification	HG 6120	HG 6120-1	HG 6222
Voltage/Frequency	230 V / 50 Hz	230 V / 50 Hz	230 V / 50 Hz
Power	2000 W	2000 W	2000 W
Temperature adjustment and air flow	stepped	smooth	smooth
Temperature / air flow:			
1-st mode	50 °C / 500 l/min	60 °C / 300–500 l/min	50 °C / 250 l/min
2-nd mode	450 °C / 250 l/min	60–600 °C / 300–500 l/min	50–450 °C / 500 l/min
3-rd mode	600 °C / 500 l/min	-	90–600 °C / 500 l/min
Stationary use	+	+	+
Power supply	mains	mains	mains
Weight	0.82 kg	0.85 kg	0.83 kg

## ES 1053

ES105300011



Accessories ES 1053:

- staples 14 mm – 400 pcs.;
- nails 15 mm – 100 pcs.

The stapler provides secure fastening of material by quickly and accurately driving various sizes of staples and nails. Used for stitching insulating materials, films, textiles to wooden surfaces. It has impact control against accidental pressing and adjustment of impact force, and is equipped with a rubberized handle.

Specification	ES 1053
Voltage/Frequency	230 V / 50 Hz
Staple type	53
Width	114 mm
Length	8–16 mm
Nail type	F
Width	2 mm
Length	15–16 mm
Nailing speed	20 pcs./min
Staple capacity	100 pcs.
Nail capacity	80 pcs.
Power supply	mains
Weight	1.3 kg

# GLUE GUNS

## LX GG 0710-3

0323216



## LX GG 1140-4

0323217



video



Suitable for fixing various types of materials: plastic, cardboard, glass, textiles, etc. Precise mechanical supply of glue. Bracket for secure installation on a work surface. Heat-resistant housing.

Specification	LX GG 0710-3	LX GG 1140-4
Mains voltage	230 V	230 V
Network frequency	50 Hz	50 Hz
Maximum power	20 W	40 W
Degree of protection	IP44	IP44
Rated power	7 W	12 W
Diameter of glue cartridges	7.2 mm	11.2 mm
Length of glue cartridges – rods	100/200 mm	100/200 mm
Weight	0.109 kg	0.164 kg



**CGG 1104**

1334530



Battery glue gun is equipped with a built-in battery, charge and heating indicators, and an auto shut-off function. Suitable for fixing various types of materials: plastic, cardboard, glass, textiles, etc.

**Specification**

**CGG 1104**

Battery voltage	4 V
Battery type	Li-Ion
Battery capacity	1.5 A·h
Diameter of glue sticks	7.2 mm
Heating time	20 sec.
Weight	0.15 kg

**BATTERY MINI-ENGRAVER**

**MG 1415 ELI**

1326523



Accessories MG 1415 ELi (set of 75 items):

- sanding belt holder – 1 piece;
- sanding belt – 12 pcs.;
- grinding aluminum oxide stone – 5 pcs.;
- diamond engraving nozzles – 6 pcs.;
- engraving bit – 1 piece;
- polishing attachment – 2 pcs.;
- drill – 1 piece;
- bristle brush – 1 piece;
- holder for felt circle – 1 piece;
- felt circle – 4 pcs.;
- holder for cutting wheel – 1 piece;
- cutting wheel – 40 pcs.

**Specification**

**MG 1415 ELI**

Battery voltage	4 V
Battery type	Li-Ion
Battery capacity	1.5 A·h
Diameter of the collet (used equipment)	3.2 mm
Rotational speed	5000–18 000 rpm
Weight	0.3 kg

**SOLDERING IRON**

**CSI 4004**

1334531



The cordless soldering iron WORTOX is designed for soldering various materials. The soldering iron is equipped with a work area illumination function and indicators heating and charging the battery. Light weight, ergonomic design and built-in operation battery allows you to use a soldering iron in hard-to-reach places, regardless of availability power supplies. Operating time on a full charge battery – 45 min.

**Specification**

**CSI 4004**

Battery voltage	4 V
Battery type	Li-Ion
Battery capacity	1.5 A·h
Diameter of glue sticks	7.2 mm
Heating time	20 sec.
Max. heating temperature	400 °C
Weight	0.085 kg

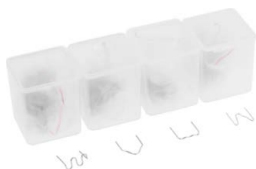
## WG 7001

0323287



Accessories WG 7001:

- pulse soldering iron;
- flat bracket 0.8 mm – 50 pcs.;
- flat bracket 0.6 mm – 50 pcs.;
- wave-shaped bracket – 50 pcs.;
- corner bracket – 50 pcs.;
- manual;
- case.



Specification	WG 7001
Mains voltage	230 V
Network frequency	50 Hz
Maximum power	70 W
Degree of protection	IP20
Max. tip temperature	300 °C
Heating time	3 sec.
Weight	0.5 kg

The tool is ideal for repairing all types of plastic, namely: car bumpers, containers, plastic furniture and much more other things. In addition, the soldering iron is used for preventive strengthening of plastic in places of possible fracture.

## WG 7002

0323288



Accessories WG 7002:

- pulse soldering iron;
- flat bracket 0.8 mm – 50 pcs.;
- flat bracket 0.6 mm – 50 pcs.;
- wave-shaped bracket – 50 pcs.;
- corner bracket – 50 pcs.;
- manual;
- case.



Specification	WG 7002
Mains voltage	230 V
Network frequency	50 Hz
Maximum power	70 W
Degree of protection	IP20
Max. tip temperature	402 °C
Heating time	3 sec.
Weight	0.26 kg

## CF 1840

1323365



The characteristic advantage of the model is that the flashlight can be attached to a metal surface using a built-in magnet. USB charging is also a bonus. (included) can be used as a portable charger. Powered by built-in battery. Foldable design. It has 2 sources of light transmission: front and rear. Transmits light using the following modes: 100% brightness, 50% flickering, 100% red light, red flickering – for the front. 100%, 50%, flicker – for side.

Accessories CF 1840:

- USB cable;
- manual.



Specification	CF 1840
Supply voltage	5 V
Power supply	built-in battery (1.8 A·h)
Light source	front 24 LED (3 W), side 2 LED (5 W)
Light flow	180–400 Lm
Application range	100 m
Time to fully charge	3 hour
Working hours	3–8 hours depending on the mode
Weight	0.182 kg

## CF 5010

1323375



The flashlight is designed to illuminate dark areas. Operates on AA alkaline batteries. Has two light sources: side and front. Has a built-in magnet.

Accessories CF 5010:

- batteries (AAA) – 3 pcs.;
- manual.

video



Specification	CF 5010
Battery	AAA (3 pcs.)
Light flow	3 W (side COB) – 100 Lm, 1 W (front LED) – 50 Lm
Material	plastic
Working hours	3–8 hours depending on the mode
Dispersion range	15 m
Weight	0.93 kg

## CSD 2016

1323397



Accessories CSD 2016:

- bits: PH0000, PH00, T2, P2, SL1.5, SL2.0.



Wortex electric screwdrivers are a compact and ergonomic assistant for tightening screws in hard-to-reach places. The CSD 2016 model is powered by batteries, while the CSD 5026 model is powered by a built-in Li-ion battery. Both models have a reverse function, as well as extensive accessories.

Specification	CSD 2016
Rated voltage	3 V
Rotational speed	160 rpm
Torque	0.15 N·m
Working temperature	-15 ~+40
Bit size	4 × 28 mm
Weight (without accessories)	0.35 kg

## CSD 5026

1323396



Accessories CSD 5026:

- bit holder;
- bits – 9 pcs.;
- device for magnetizing bits;
- type-C cable;
- manual.



Specification	CSD 5026
Rated voltage	3.6 B
Input voltage	6 V
Battery type	Li-ion
Battery capacity	1 A·h
Material	steel, plastic
2 modes:	
Mode 1 – rpm	0.6 N·m
Mode 2 – rpm	1 N·m
Full charge time	1.5 h
Torque	160 rpm
Bit size	6.3 × 25 mm
Bits included	PH1, PH2, PH3, SL4.5, SL6.5, H4, H5, H6
Reverse function	+
Weight	0.223 kg

## BAGS

All models of tool bags are made of high-strength nylon, which is wear-resistant material and also has good water-repellent properties. Comfortable handles and a shoulder strap will create additional comfort when carrying the tool, and a large number of both internal and external carrying compartments will help you always have the right tool at hand.

video



**BA 1846**

0323200



The compact and convenient bag BA 1846 has a convenient soft holder with Velcro for comfortable carrying of the tool. There is a strap for carrying on the shoulder. Rubberized feet.

**BA 2560**

0323201



One of the largest tool bags in the entire WORTEX range, the BA 2560 will help you cope with even the largest tools. It has a comfortable soft holder for carrying, as well as a shoulder strap. There are rubberized feet.

**Specification**

	<b>BA 1846</b>	<b>BA 2560</b>
Material	nylon	nylon
Length	460 mm	600 mm
Width	300 mm	300 mm
Height	280 mm	300 mm
Total number of compartments	14	18
Maximum load	18.0 kg	25.0 kg

**WB 4030**

0323170



In addition to the main compartments for carrying tools, the WB 4030 bag has a large number of compartments for small accessories, which will allow you to always have the right tool at hand, without having to waste time searching for accessories in the depths of large compartments. It also has a convenient velcro handle and a shoulder strap. Large load capacity. Rubberized feet.

**WB 5030**

0323171



One of the most load-bearing bags from the WORTEX range, the WB 5030 bag has a plastic bottom. It has a convenient plastic carrying handle and a shoulder strap.

**Specification**

	<b>WB 4030</b>	<b>WB 5030</b>
Material	nylon	nylon
Length	390 mm	470 mm
Width	210 mm	270 mm
Height	310 mm	310 mm
Total number of compartments	39	16
Maximum load	30.0 kg	30.0 kg

**WB 4040**

0323174



The main characteristic advantage of the WB 4040 bag is the presence of a metal handle with a soft attachment for even more comfortable carrying of the tool. Has small compartments for carrying accessories. The bag is always in the open position, which allows you to quickly get to the right tool, especially important when working in hard-to-reach places.

**Specifications**

	<b>WB 4040</b>
Material	nylon
Length	420 mm
Width	230 mm
Height	370 mm
Total number of compartments	23
Maximum load	20.0 kg

**SB 5040**

0323318



The backpack is designed for comfortable carrying of small-sized tools. A distinctive feature of this backpack is the presence of drop-down compartments, which allows you to structure and keep a large number of small hand tools in open access, without having to waste time searching for what you need. It has rubberized legs and adjustable harnesses.

**WB 0725**

0323319



This model is a portable bag for carrying small-sized hand tools. The distinctive characteristics of this model are compactness and the presence of one harness for carrying over the shoulder.

**Specification**

	<b>SB 5040</b>	<b>WB 0725</b>
Material	nylon	nylon
Length	500 mm	400 mm
Width	400 mm	250 mm
Height	180 mm	70 mm
Total number of compartments	35	17
Maximum load	20.0 kg	5.0 kg

**WB 3050**

0323320



This bag is designed to carry both small-sized hand tools and large-sized construction tools. The distinctive feature is the presence of retractable adjustable handle, as well as two plastic wheels for comfortable rolling the bag on the ground.

**WB 3570**

0323321



One of the most spacious bags in the WORTEX range. It has an adjustable removable shoulder strap and a fabric lining for comfortable shoulder carrying. It also has a comfortable carrying handle.

Specification	WB 3050	WB 3570
Material	nylon	nylon
Length	455 mm	700 mm
Width	310 mm	300 mm
Height	415 mm	350 mm
Total number of compartments	14	14
Maximum load	30.0 kg	25.0 kg

**BB 5605**

0323197

**BB 5609**

0323198



BB 5605 and BB 5609 nylon tool belts are designed for carrying tools and accessories. They save time when working at heights and in other cases when it is necessary to cover a distance to get the required tools. Made of durable, hard-wearing nylon. Fastened at the hips or waist with a fastener. The design includes a large centre pouch (140 × 180 mm).

**GR 5060**

0323172



The GR 5060 fitter's waistcoat is used for carrying and storing construction tools. It is also equipped with 5 pockets and 4 additional compartments for carrying small-sized tools. It's made of high-strength nylon.

Specification	BB 5605	BB 5609	GR 5060
Material	nylon	nylon	nylon
Total number of compartments	5	8	5
Maximum length	1020 mm	1020 mm	-
Height	130 mm	160 mm	660 mm
Width	560 mm	560 mm	530 mm

**WORTEX<sup>®</sup>**

**XLT**

# TOP 7 REASONS

## CHOOSE A 1-BATTERY TOOL

### CONVENIENCE

One tool battery  
for all jobs

### MOBILITY

No dependence on mains power

### 2-YEAR WARRANTY

Confidence in the future

### PERFECT COMBINATION

The power of a corded tool  
with the portability of a cordless tool

### CHOICE

All tools are compatible with three types of  
of 2 A·h / 4 A·h / 6 A·h batteries

### BENEFITS

No need to overpay for a battery  
when purchasing the tool again

### COMFORT OF USE

Freedom of movement + quality  
results in all work







**POWER TOOL ON 1 BATTERY**

# WORTEX<sup>®</sup>

# XLT

**Benefit** after the purchase of the 2-nd instrument up to **29%**,  
after the purchase of the 3-rd instrument – up to **41%**!

Compatible with  
**BULL XLT<sup>PRO</sup>**

**Li-Ion**  
Technology



### Batteries:

CBL 1820-1 18.0 V, 2.0 A·h, Li-Ion

CBL 1840-1 18.0 V, 4.0 A·h, Li-Ion

CBL 1860 18.0 V, 6.0 A·h, Li-Ion

### Chargers:

FC 1515-1 FC 2115-2

FC 2110-1 FC 2120-2



Free warranty extension up to **36 months** for WORTEX cordless  
tools when you register at [wortex.by](http://wortex.by).



## Rotary hammer CRH 1810

0329266



**XLT**

Accessories  
CRH 1810 (0329266):

- rotary hammer.



video



Accessories  
CRH 1810 (0329267):

- rotary hammer;
- battery 2.0 A-h – 2 pcs.;
- charger – 1 pcs.;
- case.

## Rotary hammer CRH 1820-2

0329284



**XLT**

Accessories  
CRH 1820-2 (0329284):

- rotary hammer.



Accessories  
CRH 1820-2 (0329283):

- rotary hammer;
- battery 4.0 A-h – 1 pcs.;
- charger – 1 pcs.;
- case.

## Rotary hammer CRH 1824-2

CRH182420029



**XLT**

Accessories  
CRH 1824-2 (CRH182420029):

- rotary hammer.



Accessories  
CRH 1824-2 (0329285):

- rotary hammer;
- battery 4.0 A-h – 1 pcs.;
- charger – 1 pcs.;
- case.

This compact and lightweight rotary hammer is indispensable when working in hard-to-reach places without access to electricity. The CRH 1824-2 has three operating modes: drilling, impact drilling, chiselling and a vario-lock function. It is also have working area illumination for easy operation.

Specification	CRH 1810	CRH 1820-2	CRH 1824-2
Battery voltage	18 V	18 V	18 V
RPM	0–730 rpm	0–1550 rpm	0–1200 rpm
Impact frequency	0–4600 beats/min	0–4950 beats/min	0–4250 beats/min
Max. impact energy	1.2 J	2.2 J	2.6 J
Max. diameter (wood)	20 mm	26 mm	32 mm
Max. diameter (steel)	10 mm	13 mm	13 mm
Max. diameter (concrete)	20 mm	20 mm	26 mm
Chuck type	SDS+	SDS+	SDS+
Battery type	Li-Ion	Li-Ion	Li-Ion
Weight	1.7 kg	1.7 kg	2.4 kg

## Cordless drill LX BD 1820 Li

0329076



**XLT**

Accessories LX BD 1820 Li:

- cordless drill;
- battery 2.0 A·h – 2 pcs.;
- charger – 1 pcs.;
- case.



## Cordless drill BD 1820-1 Li

0329360



**XLT**

Accessories

BD 1820-1 Li (0329360):

- cordless drill.

Accessories

BD 1820-1 Li (0329209):

- cordless drill;
- battery 2.0 A·h – 2 pcs.;
- charger – 1 pcs.;
- case.



## Cordless drill BD 1815-1 DLI

BD18151DLi0029



Accessories BD 1815-1 DLI:

- cordless drill;
- battery 1.5 A·h – 1 pcs.;
- charger – 1 pcs.

**XLT**



## Cordless drill BD 2025 DLI

BD2025DLi1029



Accessories BD 2025 DLI:

- cordless drill;
- battery 2.0 A·h – 2 pcs.;
- charger – 1 pcs.



Specification	LX BD 1820 Li	BD 1820-1 Li	BD 1815-1 DLI	BD 2025 DLI
Battery voltage	18 V	18 V	18 V	18 V
RPM:				
1 speed	0–450 rpm	0–450 rpm	0–450 rpm	0–450 rpm
2 speed	0–1450 rpm	0–1400 rpm	0–1350 rpm	0–1350 rpm
Max. diameter (wood)	30 mm	36 mm	35 mm	35 mm
Max. diameter (steel)	10 mm	13 mm	10 mm	10 mm
Chuck diameter	10 mm	13 mm	10 mm	10 mm
Chuck type	quick-clamping	quick-clamping	quick-clamping	quick-clamping
Max. torque	30 N·m	30 N·m	50 N·m	50 N·m
Number of torque adjustments	25+1	18+1	20+1	20+1
Motor type	brush	brush	brushless	brushless
Backlight	+	+	+	+
Battery capacity	2.0 A·h	2.0 A·h	1.5 A·h	2.0 A·h
Battery type	Li-Ion	Li-Ion	Li-Ion	Li-Ion
Weight	2.0 kg	0.87 kg	1.2 kg	1.2 kg

## Cordless drill BD 2025-1 DLi

BD20251DLi1029

Accessories

BD 2025-1 DLi (0329359):

- cordless drill.

Accessories

BD 2025-1 DLi (BD20251DLi1029):

- cordless drill;
- battery 1.5 A·h – 2 pcs.;
- charger – 1 pcs.;
- case.



**XLT**



video

## Impact cordless drill BD 2030-1 DLi

1333423

**XLT**

Accessories

BD 2030-1 DLi (1333423):

- impact cordless drill.

Accessories

BD 2030-1 DLi (1333424):

- impact cordless drill;
- battery 2.0 A·h – 2 pcs.;
- charger – 1 pcs.



video



## Cordless drill BD 2030 DLi

BD2030DLi0029

Accessories

BD 2030 DLi (BD2030DLi0029):

- cordless drill.

Accessories

BD 2030 DLi (0329280):

- cordless drill;
- battery 4.0 A·h – 1 pcs.;
- charger – 1 pcs.;
- case.



**XLT**



Brushless motor contributes to the increased resistance of the drill to loads, easy maintenance of the tool. Model BD 2030 DLi is equipped with a powerful motor with high torque up to 80 N·m, has a metal quick-action chuck 13 mm. For convenience of work there is an illumination of the working area, charge level indicator, belt clip. For user safety the drill-driver is equipped with an additional handle, the main handle is rubberised.

Specification	BD 2025-1 DLi	BD 2030-1 DLi	BD 2030 DLi
Battery voltage	18 V	18 V	18 V
RPM:			
1 speed	0–450 rpm	0–450 rpm	0–550 rpm
2 speed	0–1350 rpm	0–1550 rpm	0–1800 rpm
Max. diameter (wood)	35 mm	50 mm	70 mm
Max. diameter (steel)	10 mm	13 mm	13 mm
Chuck diameter	10 mm	13 mm	13 mm
Chuck type	quick-clamping	quick-clamping	quick-clamping
Max. torque	50 N·m	55 N·m	80 N·m
Number of torque adjustments	20+1	20+2	20
Motor type	brushless	brushless	brushless
Backlight	+	+	+
Battery capacity	2.0 A·h	2.0 A·h	1.5 A·h
Battery type	Li-Ion	Li-Ion	Li-Ion
Weight	1.2 kg	0.78 kg	1.3 kg

## Cordless impact wrench CWR 0118

CWR011800029



Accessories CWR 0118  
(CWR011800029):

- cordless impact wrench.

Accessories CWR 0118  
(0329286):

- cordless impact wrench;
- battery 2.0 A-h – 2 pcs.;
- charger – 1 pcs.;
- case.

**XLT**

**BRUSHLESS  
motor**

**Li-Ion  
Technology**



## Cordless impact wrench CWR 0318

CWR031800029



Accessories CWR 0318  
(CWR031800029):

- cordless impact wrench.

Accessories CWR 0318  
(0329229):

- cordless impact wrench;
- battery 4.0 A-h – 1 pcs.;
- charger – 1 pcs.;
- case.

**XLT**

**BRUSHLESS  
motor**

**Li-Ion  
Technology**



The Wortex brushless cordless impact wrench is suitable for the widest range of applications: e.g. for precision work with light loads such as furniture assembly, but also for work with large fasteners, e.g. when installing pipes or ducting.

Specification	CWR 0118	CWR 0318
Battery voltage	18 V	18 V
RPM	0–1100 rpm	0–3300 rpm
Beat frequency	0–2800 beats/min	0–1900 beats/min
Max. torque	160 N·m	310 N·m
Landing type	1/4"	1/2"
Backlight	+	+
Reverse	+	+
Battery type	Li-Ion	Li-Ion
Weight	1.1 kg	1.2 kg

## Cordless angle grinder



### LX CAG 1812-1 E

0329191

**XLT**



Accessories LX CAG 1812-1 E (0329191):

- cordless angle grinder.

Accessories LX CAG 1812-1 E (0329192):

- cordless angle grinder;
- battery 4.0 A·h – 1 pcs.;
- charger – 1 pcs.;
- case.



ELECTRONIC SPEED ADJUSTMENT



The compact and lightweight cordless angle grinder provides the user with comfortable work, even in hard-to-reach places. It is equipped with a spindle lock button, a quick-clamping hood and a rubberised handle.

## Cordless angle grinder



### CAG 1812 E

CAG1812E00029

**XLT**



ELECTRONIC SPEED ADJUSTMENT

Accessories CAG 1812 E (CAG1812E00029):

- cordless angle grinder.

Accessories CAG 1812 E (1BCAG001A29):

- cordless angle grinder;
- battery 4.0 A·h – 1 pcs.;
- charger – 1 pcs.;
- case.

Brushless cordless angle grinder with slim rubberised handle features a powerful motor combined with a light weight and compact size for use in areas without power supply. Equipped with three levels of electronic speed adjustment, dust filters.

Advantages of brushless technology:

- 1.5 times longer run time without recharging;
- longer tool life, increased resistance to stress;
- lower energy losses due to less heating of the brushless motor.

Specification	LX CAG 1812-1 E	CAG 1812 E
Battery voltage	18 V	18 V
RPM	4400/6400/8000 rpm	6000/7000/8000 rpm
Wheel diameter	125 × 22.2 mm	125 × 22.2 mm
Quick-adjustable hood	-	+
Battery type	Li-Ion	Li-Ion
Weight	1.4 kg	1.6 kg

## Cordless orbital sander COS 1218 E

1334402



**BRUSHLESS**  
motor

Accessories  
COS 1218 E  
(1334402):

- cordless orbital sander;
- sanding sheet – 3 pcs.

Accessories COS 1218 E (1334403):

- cordless orbital sander;
- 4.0 A-h battery – 1 pcs.;
- charger – 1 pcs.;
- sanding sheet – 3 pcs.

**XLT**

## Cordless orbital sander COS 1218-1 E

1333435



Accessories  
COS 1218-1 E  
(1333435):

- cordless orbital sander;
- sanding sheet – 1 pcs.

Accessories COS 1218-1 E (1333436):

- cordless orbital sander;
- battery 4.0 A-h – 1 pcs.;
- charger – 1 pcs.;
- sanding sheet – 1 pcs.

**XLT**

Advantages of brushless technology:

- 1.5 times longer run time without recharging;
- longer tool life, increased resistance to stress;
- lower energy losses due to less heating of the brushless motor.

Specification	COS 1218 E	COS 1218-1 E
Battery voltage	18 V	18 V
RPM	7000–11 000 rpm	6000–13 000 rpm
Wheel diameter	125 × 22.2 mm	125 × 22.2 mm
RPM adjustment	+	+
Vibration amplitude	3.6 mm	1.6 mm
Battery type	Li-Ion	Li-Ion
Weight	1.22 kg	1.06 kg

## Belt sander CSB 1875

1325366



**BRUSHLESS**  
motor

**XLT**

The CSB 1875 cordless belt sander will be an indispensable aid when working away from the power supply. It has a brushless motor, as well as adjustment control. The rubberised handle will make the work not only more pleasant and safe. Keyless adjustment of the grinder.

Accessories CSB 1875:

- dust bag;
- adapter;
- sanding belt – 1 pcs.

Specification	CSB 1875
Battery voltage	18 V
Ribbon length	457 mm
Belt width	76 mm
RPM	120–380 m/min.
Protection class	IP20
Battery type	Li-Ion
Weight	2.74 kg



## Cordless orbital polisher CPM 2518 E

1334507


**XLT**


Accessories CPM 2518 E (1334507):

- cordless orbital polisher;
- polishing pad 250 mm (cotton);
- polishing pad 250 mm (cloth).

Accessories CPM 2518 E (1334508):

- cordless orbital polisher;
- polishing pad 250 mm (cotton);
- polishing pad 250 mm (cloth).
- battery 4.0 A·h – 1 pcs.;
- charger – 1 pcs.



The CPM 2518 E cordless orbital polisher has an eccentric action with high oscillation amplitude to achieve high surface quality. It has an adjustment control system and ribbed handles for comfortable operation. It is used for finishing of metal, wooden and other surfaces after painting works, application of protective materials, as well as for restoration of the original gloss of the paintwork on the car body. The tool has an eccentric action with an oscillation level of 6 mm. Because of the eccentric trajectory the high quality of the treated surface is achieved. Has overload protection. Six-stage revolutions adjustment. Powered by a removable battery. Working time of the tool with a 4 A·h battery is about 60 min (under load). Comfortable grip is achieved by two ribbed handles.

Specification	CPM 2518 E
Battery voltage	18 V
RPM	1500–3000 rpm
Polishing pad diameter	250 mm
Battery type	Li-Ion
Weight	1.7 kg

## Cordless miter saw CMS 2118 L

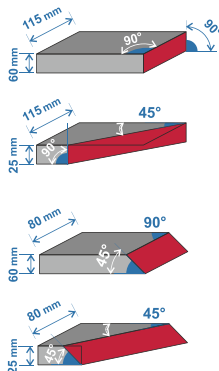
1329458

**BRUSHLESS  
motor**

**XLT**

Accessories CMS 2118 L:

- cordless miter saw;
- dust bag;
- hex;
- additional support bracket.



## Cordless miter saw CMS 2118-1 LM

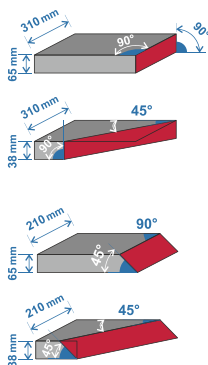
1329459

**BRUSHLESS  
motor**

**XLT**

Accessories CMS 2118-1 LM:

- cordless miter saw;
- dust bag;
- carrying handles – 2 pcs.;
- hex.



The powerful cordless saws offer high performance thanks to the brushless motor. Both models feature a soft start function and a laser pointer for more precise cuts. Laser pointer for a more precise cut. Equally important advantages are: fast depth and width of cut adjustment, locking of the support base and a clamping clamp for holding the workpiece as well as the aluminium base.

Specification	CMS 2118 L	CMS 2118-1 LM
Battery voltage	18 V	18 V
Battery type	Li-ion	Li-ion
RPM	4200 rpm	4200 rpm
Saw disc size	210 × 30 mm, 24T	210 × 30 mm, 24T
Laser pointer	+	+
Cutting parameters:		
0° × 0°	60 × 115 mm	65 × 310 mm
45° × 0°	60 × 80 mm	65 × 210 mm
0° × 45°	25 × 115 mm	38 × 310 mm
45° × 45°	25 × 80 mm	38 × 210 mm
Soft start	+	+
Pulling function	-	+
Weight without accessories	7.5 kg	9.2 kg

**Cordless circular saw  
CCS 1814**

0329268

**XLT**

**BRUSHLESS  
motor**



The light weight of the circular saw makes it easy and tireless to work. The powerful motor ensures excellent cutting efficiency.

Accessories CCS 1814 (0329268):

- cordless circular saw;
- parallel guide;
- saw blade;
- case.

Accessories CCS 1814 (0329269):

- cordless circular saw;
- parallel guide;
- saw blade;
- battery 4.0 A-h – 1 pcs.;
- charger – 1 pcs.;
- case.

**Cordless circular saw  
CCS 1816-1**

0329202

video



**BRUSHLESS  
motor**

Accessories CCS 1816-1 (0329202):

- cordless circular saw.

Accessories CCS 1816-1 (0329349):

- cordless circular saw;
- battery 4.0 A-h – 1 pcs.;
- charger – 1 pcs.;
- case.

**XLT**

**Cordless circular saw  
CCS 1819-1**

1329532



Accessories CCS 1819-1 (1329532):

- cordless circular saw.

Accessories CCS 1819-1 (1329533):

- cordless circular saw;
- battery 4.0 A-h – 1 pcs.;
- charger – 1 pcs.;
- case.

**BRUSHLESS  
motor**

**XLT**

Specification	CCS 1814	CCS 1816-1	CCS 1819-1
Battery voltage	18 V	18 V	18 V
RPM	6000 rpm	3800 rpm	3900 rpm
Saw blade size	140 mm	165 x 20 mm (24T)	185 x 20 mm (24T)
Cutting inclination	90° / 45°	90° / 45°	90° / 45°
Max. cutting depth (wood) 90°/45°	45 mm / 33 mm	55 mm / 39 mm	63 mm / 43 mm
Battery type	Li-Ion	Li-Ion	Li-Ion
Weight	1.9 kg	2.7 kg	2.8 kg

## Cordless jigsaw CJS 6529



CJS652900029

Accessories CJS 6529  
(CJS652900029):

- cordless jigsaw.

Accessories

CJS 6529 (0329281):

- cordless jigsaw;
- battery 2.0 A·h – 2 pcs.;
- charger – 1 pcs.



**XLT**



## Cordless jigsaw CJS 1330



1325400

Accessories CJS 1330  
(1325400):

- cordless jigsaw.

Accessories

CJS 1330 (1325401):

- cordless jigsaw;
- battery 4.0 A·h – 1 pcs.;
- charger – 1 pcs.



**XLT**



## Cordless jigsaw CJS 8030



1333370

Accessories CJS 8030 (1333370):

- cordless jigsaw.

Accessories CJS 8030 (1333371):

- cordless jigsaw;
- battery 4.0 A·h – 1 pcs.;
- charger – 1 pcs.



**XLT**

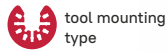


The cordless jigsaw s are equipped with a comfortable, ergonomic handle, characterised by a reduced vibration level, the possibility of use in places without power supply. The pendulum movement with a guide roller enables fast and smooth cuts. It is possible connection of a Hoover. Speed adjustment allows the jigsaws to be used for cutting different materials. materials.

Specification	CJS 6529	CJS 1330	CJS 8030
Battery voltage	18 V	18 V	18 V
Stroke frequency	0–2900 strokes/min	800–3800 strokes/min	500–3000 strokes/min
Max. cutting depth (wood)	65 mm	135 mm	85 mm
Max. cutting depth (metal)	6 mm	8 mm	6 mm
Pendulum stroke	+	+	+
Battery type	Li-Ion	Li-Ion	Li-Ion
Weight	1.45 kg	1.5 kg	145 kg

## Cordless multitool CSM 3020

CSM302000025



**XLT**



Accessories CSM 3020 (CSM302000025):

- cordless multitool.

Accessories CSM 3020 (0325246):

- cordless multitool;
- battery 2.0 A-h – 1 pcs.;
- charger – 1 pcs.

Specification	CSM 3020
Battery voltage	18 V
No-load speed	5000–20 000 rpm
Landing size	10 mm
Angle of oscillation	3°
Battery type	Li-Ion
Weight	1.36 kg

## Cordless milling machine CMM 1835

CMM183502629



**XLT**



Accessories CMM 1835:

- base;
- collets – 6.8 mm;
- spanner – 2 pcs.;
- guide;
- dust extraction pipe;
- manual.

Specification	CMM 1835
Battery voltage	18 V
Collet	6 / 8 mm
No-load speed	10 000–30 000 rpm
Max. cutter stroke	35 mm
Motor type	brushless
LED-light	+
Battery type	Li-Ion
Weight	1.46 kg

## Cordless planer CPL 2082

CPL208200029

**XLT**



Accessories CPL 2082:

- blade – 2 pcs.;
- side stop;
- blade changing spanner;
- blade sharpening tool.

Specification	CPL 2082
Battery voltage	18 V
No-load speed	15 000 rpm
Planing width	82 mm
Planing depth	2 mm
Battery type	Li-Ion
Weight	2.62 kg

## Cordless tire inflator CTI 1811

1325445

video



**XLT**



Accessories CTI 1811 (1325445):

- inflator;
- bag;
- needles – 3 pcs.

Accessories CTI 1811 (1325446):

- Inflator;
- bag;
- needles – 3 pcs.;
- battery 2.0 A-h – 1 pcs.;
- charger – 1 pcs.

Specification	CTI 1811
Battery voltage	18 V
Productivity	12 l/min
Pressure	160 PSI / 11 bar / 11 kPa
Air hose length	60 cm
Pressure gauge	digital
Battery type	Li-Ion
Light output	80 Lm
Weight	0.75 kg

## Cordless spotlight CF 1030 M

1323347



Cordless spotlight is designed for illumination of darkened areas. It has a folding design and 3 modes light output: strong – 3000 Lm, medium – 2000 Lm, weak – 1000 Lm, modes are switched by pressing the button on the housing. It has magnets for fixing on metal surface.

# XLT

Accessories CF 1030 M:

- adapter for removable battery;
- manual.

Specification	CF 1030 M
Battery voltage	18 V
Battery type	Li-Ion
Power	60 W
Color temperature	6500 K
Luminous flux	1000–3000 Lm
Lighting angle	130°
Number of modes	3

## Cordless glue gun CGG 1118

1334528



Cordless glue gun is equipped with charge and heat indicators and an auto shut-off function. Suitable for fixing various kinds of materials: plastic, cardboard, glass, textiles, etc.

# XLT

Accessories

CGG 1118 (1334528):

- glue gun.

Accessories

CGG 1118 (1334529):

- glue gun;
- battery 2.0 A-h – 1 pcs.;
- charger – 1 pcs.

Specification	CGG 1118
Battery voltage	8 V
Battery type	Li-Ion
Diameter of glue sticks	11 mm
Glue supply capacity	25 g/min
Heating time	150 sec.
Weight	0.312 kg

## Cordless vacuum cleaner CVC 1860

0325363



# XLT



video



Accessories CVC 1860 (0325363):

- vacuum cleaner.

Accessories CVC 1860 (1325404):

- vacuum cleaner;
- battery 2.0 A-h – 1 pcs.;
- charger – 1 pcs.



2 in 1 Cordless Vacuum Cleaner is designed to suck up dust, small debris and also has a liquid suction function.

It comes with a HEPA filter, which prevents dust from entering the motor and significantly extends the life of the tool.

Low power consumption will ensure comfortable work even with a 2 A-h battery.

The hoover has a powerful enough motor for cleaning dust and small debris.

At the same time, the airflow rate is 11.7 litres per second and the suction power is 93 W.

The hoover is equipped with a spacious 600 ml container.

It comes with 4 different nozzles and an extension tube, which can be used for a variety of cleaning tasks.

Specification	CVC 1860
Battery voltage	18 V
Battery type	Li-Ion
Container volume	600 ml
Max. discharge	8 kPa
Suction power	93 W
Operating time with battery	2.0 A-h till 25 min
Operating time with battery	4.0 A-h till 50 min
Operating time with battery	6.0 A-h till 70 min
Air velocity	700 l/min
Weight	2.17 kg

## Cordless nail gun NG 1850

0311162



# XLT



Accessories NG 1850:

- nail gun.

Depending on the hardness of the wood, the nail/scoring depth can be adjusted by means of the convenient keyless adjustment. In addition, the percussion part is equipped with a plastic cover, which prevents damage to the surface of parts during finishing work.

The tool is also characterised by a high hammering speed of up to 100 nails/scrapes per minute and a capacious 100-piece magazine.

The tool also has 2 modes of hammering: single and high-speed, which significantly extends the scope of application of the tool.

There is a protection against idle operation and a special fuse on the tip of the percussion part. Convenience of use is also favoured by the indicator, which informs that the tool has run out of nails/scrapers and the tip of the impactor.

Specification	NG 1850
Battery voltage	18 V
Battery type	Li-Ion
Max. capacity, staples/nails	100 pcs./min
Length of staples	15–40 mm
Type of nails	18GA
Length of nails	15–50 mm
Magazine capacity	100 pcs.
LED-light	+
Hits per battery charge	1000 pcs.
Belt mount	+
Weight	2.65 kg







**GARDEN POWER  
TOOL ON 1 BATTERY**

## Mini-saw CEC 2518

0323166



Accessories  
CEC 2518 (0323166):

- mini-saw.

Accessories  
CEC 2518 (0323167):

- mini-saw;
- battery 4.0 A·h – 1 pcs.;
- charger – 1 pcs.;
- case.

Specification	CEC 2518	LX CEC 2518-1
Battery voltage	18 V	18 V
No-load speed	13 m/s	6 m/s
Bar length	6"	4"
Maximum cutting length	100 mm	90 mm
Chain pitch	1/4"	1/4"
Bar slot width	1.1 mm	1.1 mm
Number of links	39	28
Battery type	Li-Ion	Li-Ion
Weight	1.3 kg	0.84 kg

## Mini-saw LX CEC 2518-1

1329492



Accessories  
LX CEC 2518-1 (1329492):

- mini-saw.

Accessories  
LX CEC 2518-1 (1329493):

- mini-saw;
- battery 2.0 A·h – 1 pcs.;
- charger – 1 pcs.

## Cordless sabre saw CSR 1018 E

CSR1018E0029



Accessories CSR 1018 E (CSR1018E0029):

- cordless sabre saw.

Accessories CSR 1018 E (0329278):

- cordless sabre saw;
- battery 2.0 A·h – 1 pcs.;
- charger – 1 pcs.

## Cordless sabre saw CSR 1118 E

CSR1118E0029



Accessories CSR 1118 E (CSR1118E0029):

- cordless sabre saw; ▪ blades – 2 pcs.

Accessories CSR 1118 E (0329282):

- cordless sabre saw;
- battery 2.0 A·h – 1 pcs.;
- charger – 1 pcs.;
- blades – 2 pcs.

Specification	CSR 1018 E	CSR 1118 E
Battery voltage	18 V	18 V
Sawing stroke	15 mm	22 mm
Cutting thickness (wood)	100 mm	115 mm
Sawing thickness (metal)	6 mm	10 mm
Sawing thickness (plastic)	40 mm	90 mm
No-load speed	0–3000 strokes/min	0–2000 / 0–3000 strokes/min
Power supply	battery	battery
Battery type	Li-Ion	Li-Ion
Weight	1.15 kg	1.8 kg

## Cordless lawn mower CLM 3336

0334248



# XLT



Accessories CLM 3336 (0334248):

- lawn mower.

Accessories CLM 3336 (0334249):

- lawn mower;
- battery 4.0 A-h – 2 pcs.;
- charger – 1 pcs.

video



### Specification CLM 3336

Battery voltage	36 (2 × 18) V
No-load speed	2800–3400 rpm
Cutting width	33 cm
Cutting height	30–75 mm
Height adjustment	5 positions
Grass catcher box	30 l, solid
Power supply	battery
Battery type	Li-Ion
Weight	7.2 kg

Powerful cordless lawn mower is designed for mowing grass in the landscape by cutting vegetation to a user-defined height. It can be used to quickly and efficiently transform your garden plot. The battery charge is enough to treat the area up to 200 metres. Continuous operation time up to 40 minutes.

## Cordless lawn mower CLM 3836

0333235



# XLT



Accessories CLM 3836 (0333235):

- lawn mower.

Accessories CLM 3836 (0333236):

- lawn mower;
- battery 4.0 A-h – 2 pcs.;
- charger – 1 pcs.

video



### Specification CLM 3836

Battery voltage	36 (18 × 18) V
No-load speed	2900 rpm
Cutting width	37 cm
Cutting height	25–75 mm
Height adjustment	6 positions
Grass catcher box	35 l, soft
Power supply	battery
Battery type	Li-Ion
Weight	13.5 kg

Powerful cordless lawn mower is designed for mowing grass in the landscape by cutting vegetation to a user-defined height. The model is equipped with a brushless motor, which gives it high power, long service life and a 50 per cent reduction in battery power.

## Cordless trimmer TB 3018

0333237

Accessories TB 3018  
(0333237):

- trimmer.

Accessories TB 3018  
(0333238):

- trimmer;
- battery 2.0 A·h – 1 pcs.;
- charger – 1 pcs.

**XLT**



### Specification

### TB 3018

Battery voltage	18 V
Motor type	brush
No-load speed	8000 rpm
Mowing head type	semi-automatic
Thickness of line	1.6 mm
Cutting width (line)	300 mm
Cutting width (blade)	-
Type of shaft	telescopic
Head angle	0–60°
Power supply	battery
Battery type	Li-Ion
Weight	1.95 kg

## Cordless trimmer TB 3018-1

0333241

Accessories TB 3018-1  
(0333241):

- trimmer.

Accessories TB 3018-1  
(0333242):

- trimmer;
- battery 2.0 A·h – 1 pcs.;
- charger – 1 pcs.

**XLT**



### Specification

### TB 3018-1

Battery voltage	18 V
Motor type	brush
No-load speed	10 500 rpm
Mowing head type	manual
Thickness of line	1.6 mm
Cutting width (line)	350 mm
Cutting width (blade)	-
Type of shaft	telescopic
Head angle	0–60°
Power supply	battery
Battery type	Li-Ion
Weight	1.5 kg

## Cordless trimmer TB 3018-1 AT

1333546

Accessories TB 3018-1 AT  
(1333546):

- trimmer.

Accessories TB 3018-1 AT  
(1333547):

- trimmer;
- battery 2.0 A·h – 1 pcs.;
- charger – 1 pcs.

**XLT**



### Specification

### TB 3018-1 AT

Battery voltage	18 V
Motor type	brushless
No-load speed	10 200 rpm
Mowing head type	semi-automatic
Thickness of line	2.4 mm
Cutting width (line)	300 mm
Cutting width (blade)	230 mm
Type of shaft	telescopic
Head angle	0–60°
Power supply	battery
Battery type	Li-Ion
Weight	2.85 kg

## Cordless trimmer TB 3036

0333290

Accessories TB 3036  
(0333290):

- trimmer.

Accessories TB 3036 (0333291):

- trimmer;
- battery 4.0 A·h – 2 pcs.;
- charger – 1 pcs.

**XLT**



### Specification

### TB 3036

Battery voltage	36 V (2 × 18)
Motor type	brushless
No-load speed	7000 rpm
Mowing head type	semi-automatic
Thickness of line	2.0 mm
Cutting width (line)	300 mm
Cutting width (blade)	255 mm
Type of shaft	straight
Head angle	-
Power supply	battery
Battery type	Li-Ion
Weight	4.2 kg

### Cordless blower BB 1518 D

BB1518D00029



# XLT



Accessories BB 1518 D (BB1518D00029):

- blower.

Accessories BB 1518 D (0329279):

- blower;
- battery 1.5 A-h – 1 pcs.;
- charger – 1 pcs.



### Cordless blower BB 2536 D

0333234



# XLT



Accessories BB 2536 D (0333234):

- blower.

Accessories BB 2536 D (1333405):

- blower;
- battery 4.0 A-h – 2 pcs.;
- charger – 1 pcs.



### Cordless blower BB 2536-1 D

1333417



# XLT



The cordless blower-vacuum cleaner is a reliable tool that is designed for leaf removal work in the countryside.

The air flow quickly and efficiently blows away leaves and other debris.

The model is equipped with brushless motor, suction function and mulching function, which allows you to use the blower in the Hoover mode to remove leaves.

There are 3 modes of adjustment speed and Turbo mode (with maximum output) allows you to adjust the blowing power according to suit your requirements.

Accessories BB 2536-1 D (1333417):

- blower.

Accessories BB 2536-1 D (1333418):

- blower;
- battery 4.0 A-h – 2 pcs.;
- charger – 1 pcs.

video



Specification	BB 1518 D	BB 2536 D	BB 2536-1 D
Battery voltage	18 V	36 V (2 × 18)	36 B (18V + 18V)
Max. air speed	180 km/h	209 km/h	270 km/h
No-load speed	19 000 rpm	23 000 rpm	6000 – 16 300 rpm
Max. airflow volume	156 m <sup>3</sup> /h	780 h <sup>3</sup> /h	550 m <sup>3</sup> /h
Power supply	battery	battery	battery
Battery type	Li-ion	Li-ion	Li-ion
Weight	1.36 kg	2.1 kg	3.5 kg

## Cordless hedge trimmer

### DB 5018

1334649



Accessories DB 5018 (1334649):

- hedge trimmer.

Accessories DB 5018 (1334650):

- hedge trimmer;
- battery 2.0 A·h – 1 pcs.;
- charger – 1 pcs.

**XLT**



## Cordless hedge trimmer

### DB 5218

1334651



Accessories DB 5218 (1334651):

- hedge trimmer.

Accessories DB 5218 (1334652):

- hedge trimmer;
- battery 2.0 A·h – 1 pcs.;
- charger – 1 pcs.

**XLT**



Specification	DB 5018	DB 5218
Battery voltage	18 V	18 V
Battery capacity	2.0/4.0/6.0 A·h	2.0/4.0/6.0 A·h
Cutting frequency	1500 min <sup>-1</sup>	2400 min <sup>-1</sup>
Cutting blade length	500 mm	570 mm
Cutting length	480 mm	510 mm
Maximum tooth pitch	17 mm	16 mm
Power supply	battery	battery
Battery type	Li-ion	Li-ion
Weight	2.3 kg	2.0 kg

## Cordless secateurs CBS 2535

0329111



**XLT**



Accessories  
CBS 2535 (0329111):  
▪ secateurs.

Accessories  
CBS 2535 (0329114):  
▪ secateurs;  
▪ battery 2.0 A-h – 1 pcs.;  
▪ charger – 1 pcs.

## Cordless secateurs CBS 2535-1

1329488



**XLT**



Accessories  
CBS 2535-1 (1329488):  
▪ secateurs.

Accessories  
CBS 2535-1 (1329489):  
▪ secateurs;  
▪ battery 2.0 A-h – 1 pcs.;  
▪ charger – 1 pcs.

Specification	CBS 2535	CBS 2535-1
Battery voltage	18 V	18 V
Cutting frequency	60 cuts/min <sup>-1</sup>	60 cuts/min <sup>-1</sup>
Max. cutting thickness	25 mm	35 mm
Power supply	battery	battery
Battery type	Li-ion	Li-ion
Weight	0.7 kg	1.0 kg

## Cordless garden shears SG 1820

1333482



**XLT**



Accessories SG 1820 (1333482):  
▪ cordless garden shears.

Accessories SG 1820 (1333483):  
▪ cordless garden shears;  
▪ battery 2.0 A-h – 1 pcs.;  
▪ charger – 1 pcs.

Cordless garden shears for cutting grass are designed for cutting lawns in places where a lawn mower or trimmer cannot effectively do the job. The brush cutter attachment is designed for cutting hedges and bushes. This model has a robust plastic body with an ergonomic shape, comfortable handle with anti-slip coating, quick blade change without the use of any tools.

Specification	SG 1820
Battery voltage	18 V
Battery charging time	1 h
Blade length (hedge trimmer)	150 mm
Maximum tooth pitch (hedge trimmer)	5 mm
Blade width (grass)	130 mm
Battery charge indicator	+
Power supply	battery
Battery type	Li-ion
Weight	0.95 kg



## Cordless chain saw CEC 3018

0333223



video



Accessories CEC 3018  
(0333223):

- chain saw.

Accessories CEC 3018  
(0333224):

- chain saw;
- battery 4.0 A·h – 1 pcs.;
- charger – 1 pcs.



## Cordless chain saw CEC 3536-1

1333453



Accessories CEC 3536-1  
(1333453):

- chain saw.

Accessories CEC 3536-1  
(1333454):

- chain saw.
- battery 4.0 A·h – 2 pcs.;
- charger – 1 pcs.



Cordless chain saws are designed for cutting wood both outdoors and indoors. The brushless motor will extend the life of the products. Keyless chain tensioning ensures convenient and comfortable maintenance of the tool. Automatic chain lubrication system protects the bar and saw chain from overheating and premature wear. Housing material is heavy-duty. That is PA6-GF30. Quick chain stop system for greater safety.

Specification	CEC 3018	CEC 3536-1
Battery voltage	18 V	36 V (18 V × 2)
Motor type	brushless	brushless
No-load speed	15 m/s	15 m/s
Bar length	12"	14"
Maximum cutting length	26 mm	34 mm
Maximum cutting thickness	26 mm	25 mm
Chain pitch	3/8"	3/8"
Groove width	1.1 mm	1.3 mm
Number of links	44 pcs.	52 pcs.
Oil tank capacity	110 ml	250 ml
Auto-lubrication	+	+
Oil level indicator	+	+
Keyless chain tensioning	+	+
Safety brake	+	+
Soft start	-	+
Degree of protection	IP20	IP20
Power supply	battery	battery
Battery type	Li-ion	Li-ion
Weight	2.6 kg	5.5 kg

## Cordless sprayer KS 1020 Li

1334461



Accessories KS 1020 Li:

- spraying tube;
- handle;
- spare parts kit – 6 pcs.;
- spraying nozzle with 1 nozzle – 2 pcs.;
- spray nozzle with 2 nozzles;
- filter;
- hose;
- shoulder strap;
- manual.



## Cordless sprayer KS 1680-1 Li:

0325259



Accessories KS 1680-1 Li:

- spraying tube;
- handle;
- spare parts kit – 4 pcs.;
- spray nozzle with 1 nozzle;
- spray nozzle with 2 nozzles;
- nozzles;
- watering nozzle;
- filter;
- hose;
- backpack strap;
- manual.

video



Cordless garden sprayers are equipped with a liquid tank, operate with a lithium-ion battery, are lightweight, convenient and easy to use. The devices are used for work in the garden: fertiliser treatment or gentle irrigation of plants. Pressure is created at the touch of a button. Thanks to the wide neck, the main tank is easy to fill with liquid.

Specification	KS 1020 Li	KS 1680-1 Li
Battery voltage	18 V	18 V
Battery capacity	2.0 A·h	2/4/6 A·h
Tank capacity	5.0 l	16.0 l
Fluid flow rate	1.6 l/min	2.9 l/min
Operating pressure	1.5–3.5 bar	1.5–4.5 bar
Battery type	Li-Ion	Li-Ion
Weight	1.9 kg	2.7 kg

**CBL 1820-1**



0329193



**CBL 1840-1**



0329187



**CBL 1860**



CBL18600029



Specification	CBL 1820-1	CBL 1840-1	CBL 1860
Battery voltage	18 V	18 V	18 V
Battery capacity	2.0 A·h	4.0 A·h	6.0 A·h
Battery charge indicator	+	+	+
Battery type	Li-Ion	Li-Ion	Li-Ion
Weight	0.35 kg	0.65 kg	0.85 kg

BATTERY CHARGERS

**FC 1515-1**



0329180

**FC 2110-1**



0329181



**FC 2115-2**



0329182

**FC 2120-2**



0329183



Specification	FC 1515-1	FC 2110-1	FC 2115-2	FC 2120-2
Output voltage	18 V	18 V	18 V	18 V
Output current	2.0 A	4.0 A	2.0 A	4.0 A
Number of slots	1	1	2	2
Battery type	Li-Ion	Li-Ion	Li-Ion	Li-Ion
Weight	0.35 kg	0.4 kg	0.7 kg	0.8 kg



## GARDEN POWER TOOL

Wortex gardening equipment is the perfect choice for those who want to get the job done in the garden quickly and easily. Wortex garden power tools are easy to use, interesting in design and environmentally friendly. They will become indispensable helpers of every gardener thanks to good functionality and high quality. Now you can look after your lawn, hedges, flowerbeds and trees is not only easy, but also pleasant!

**EC 4020-1 F**

1333443



Accessories EC 4020-1 F:

- bar;
- bar cover;
- chain;
- chain tensioning spanner.

**DOUBLE  
CHAIN  
BRAKE****EC 4020-1**

EC4020100029



Accessories EC 4020-1:

- bar;
- bar cover;
- chain;
- chain tensioning spanner.

**DOUBLE  
CHAIN  
BRAKE****EC 4024-1**

EC4024100029



Accessories EC 4024-1:

- bar;
- bar cover;
- chain.

**POWER  
2400 W****DOUBLE  
CHAIN  
BRAKE****EC 4024-1 SF**

1333448



Accessories EC 4024-1 SF:

- bar;
- bar cover;
- chain.

**POWER  
2400 W****DOUBLE  
CHAIN  
BRAKE**

The electric chain saw is designed for cutting wood and is used in the woodworking workshop, construction and private households. Models EC 4020-1, EC 4020-1 F, EC 4024-1 and EC 4024-1 SF are equipped with an automatic chain lubrication system, which protects the bar and the saw chain from damage. The saws EC 4024-1 and EC 4024-1 SF have a longitudinal positioning of the motor, which makes use more convenient due to the correct weight distribution.

Specification	EC 4020-1 F	EC 4020-1	EC 4024-1	EC 4024-1 SF
Voltage/Frequency	230 V / 50 Hz	230 V / 50 Hz	230 V / 50 Hz	230 V / 50 Hz
Power	1400 W	2000 W	2400 W	2400 W
No-load speed	10.5 m/s	13 m/s	14.5 m/s	15.8 m/s
Bar length	16"	16"	16"	16"
Maximum cutting length	406 mm	405 mm	405 mm	405 mm
Chain pitch	3/8"	3/8"	3/8"	3/8"
Groove width	1.3 mm	1.3 mm	1.3 mm	1.3 mm
Number of links	57	57	56	57
Oil tank capacity	150 ml	350 ml	200 ml	140 ml
Oil level indicator	+	+	+	+
Soft start	-	-	+	+
Auto-lubrication	+	+	+	+
Keyless chain tensioning	-	-	+	+
Safety brake	+	+	+	+
Power supply	mains	mains	mains	mains
Weight	3.8 kg	5.0 kg	5.4 kg	5.3 kg

## LX SR 1018 E

1326521



Accessories LX SR 1018 E:

- saw blade for wood;
- manual.

## SR 1508-1 E

0325118



Accessories SR 1508-1 E:

- saw blade for wood;
- saw blade for metal;
- allen key.

## SR 2313 E

SR2313E02826



Accessories SR 2313 E:

- saw blade for wood;
- saw blade for metal;
- allen key.

## SR 2012 E

1325584



Accessories SR 2012 E:

- saw blade – 2 pcs.

Specification	LX SR 1018 E	SR 1508-1 E	SR 2313 E	SR 2012 E
Voltage/Frequency	230 V / 50 Hz	230 V / 50 Hz	230 V / 50 Hz	230 V / 50 Hz
Power	710 W	800 W	1100 W	1200 W
Blade stroke	20 mm	20 mm	28 mm	30 mm
Blade thickness (wood)	115 mm	150 mm	230 mm	210 mm
Blade thickness (metal)	5 mm	12 mm	30 mm	10 mm (steel)
Blade thickness (plastic)	10 mm	35 mm	60 mm	60 mm
No-load speed	0–3000 rpm	0–3300 rpm	0–2700 rpm	1000–2800 rpm
Power supply	mains	mains	mains	mains
Weight	2.0 kg	2.4 kg	3.35 kg	3.5 kg

# HEDGE TRIMMERS

## ST 5045

1334653




Accessories ST 5045:

- cutting blade;
- cover for cutting blade.

## ST 5160

1334452



Accessories ST 5160:

- cutting blade;
- cover for cutting blade.

Specification	ST 5045	ST 5160
Voltage/Frequency	230 V / 50 Hz	230 V / 50 Hz
Power	500 W	600 W
Cutting blade length	500 mm	510 mm
Cutting length	450 mm	450 mm
Maximum tooth pitch	16 mm	20 mm
Cutting frequency	1700 min <sup>-1</sup>	1700 min <sup>-1</sup>
Power supply	mains	mains
Weight	2.10 kg	2.55 kg

## ST 6165-1

1334654



Accessories ST 6165-1:

- cutting blade;
- cover for cutting blade.

### Specification

Specification	ST 6165-1
Voltage/Frequency	230 V / 50 Hz
Power	700 W
Cutting blade length	620 mm
Cutting length	550 mm
Maximum tooth pitch	24 mm
Cutting frequency	1400 min <sup>-1</sup>
Power supply	mains
Weight	3.0 kg

## POLE SAW

## PS 2001 + hedge trimmer attachment

1334541



### Specification

Specification	PS 2001
Voltage/Frequency	230 V / 50 Hz
Power	750 W
No-load speed	6500 min <sup>-1</sup>
Chain speed	2.5 m/s
Bar length	200 mm
Maximum cutting thickness	180 mm
Chain pitch	3/8"
Groove width	1.3 mm
Number of links	33
Oil tank capacity	100 ml
Auto-lubrication	+
Oil level indicator	+
Keyless chain tensioning	+
Safety brake	+
Power supply	mains
Weight	3.8 kg



Accessories PS 2001:

- telescopic rod;
- pole saw attachment;
- cover for cutting blade;
- hedge trimmer attachment;
- cutting blade cover.

### Specification for hedge trimmer attachment

Specification	PS 2001
Voltage/Frequency	230 V / 50 Hz
Power	550 W
Cutting frequency	1700 min <sup>-1</sup>
Cutting blade length	510 mm
Cutting length	470 mm
Maximum tooth pitch	6 mm
Weight	3.7 kg

Electric pole saw PS 2001 is designed for shaping and trimming crowns of trees and shrubs, removing thick limbs from the ground, without the need for additional means of lifting. The telescopic rod can be extended up to 2 m (1.2 m assembled). For working at different angles of inclination, both attachments are adjustable. Automatic chain lubrication, oil level indicator, safety brake for comfortable and safe operation.

**LM 3212**

1334803

**LM 3212-1**

1334804

**LM 3816**

0334250

**LM 4220 P**

1334805



These lawn mowers allow you to cut grass in small countryside areas. They are equipped with a convenient folding handle that makes storing the tool as convenient as possible. There is also a carrying handle for easy transportation. The availability of mowing height adjustments allow you to the optimal cutting height for your lawn.

Specification	LM 3212	LM 3212-1	LM 3816	LM 4220 P
Voltage/Frequency	230 V / 50 Hz	230 V / 50 Hz	230 V / 50 Hz	230 V / 50 Hz
Power	1200 W	1200 W	1600 W	2000 W
No-load speed	3450 rpm	3800 rpm	3400 rpm	3400 rpm
Cutting width	32 cm	32 cm	38 cm	43 cm
Cutting height	25–45–65 mm	25–45–65 mm	30–75 mm	30–42–52–62–75 mm
Height adjustment	+	+	5 positions	+
Grass catcher box	30 l	25 l	42 l, soft	52 l
Power supply	mains	mains	mains	mains
Weight	7.4 kg	6.35 kg	11.5 kg	15.0 kg



**TE 2203-1**

0318251

Accessories  
TE 2203-1:

- trimmer head;
- protective cover;
- fastening kit;
- trimmer upper part with handle;
- drive unit complete with spool and line.

video

**TE 2504**

TE250400019

Accessories  
TE 2504:

- trimmer head;
- protective cover.

**TE 3005**

TE300500019

Accessories  
TE 3005:

- trimmer head;
- protective cover.


**TE 3610-1 S**

0318225

Accessories  
TE 3610-1 S:

- trimmer head;
- protective cover;
- belt.

video



Compact electric trimmers are designed for use on small to medium-sized garden plots. They are equipped with an ergonomic rubberized handle, a special power cord holder and an adjustable boom.

Specification	TE 2203-1	TE 2504	TE 3005	TE 3610-1 S
Voltage/Frequency	230 V / 50 Hz	230 V / 50 Hz	230 V / 50 Hz	230 V / 50 Hz
Power	250 W	450 W	550 W	1300 W
Motor type	brush	brush	brush	brush
No-load speed	12 000 rpm	11 500 rpm	10 000 rpm	8100 rpm
Line thickness	1.2 mm	1.2 mm	1.4 mm	1.6 mm
Cutting width	22 cm	25 cm	30 cm	37 cm
Rod type	straight fixed	straight telescopic	straight telescopic	curved split
Power supply	mains	mains	mains	mains
Weight	1.5 kg	1.6 kg	2.3 kg	4.2 kg

**TE 3813-2 S**

0318226



Accessories  
TE 3813-2 S:

- trimmer head;
- protective cover;
- blade;
- belt.

**TE 4015 S**

1334486



Accessories  
TE 4015 S:

- trimmer head;
- protective cover;
- belt.

**TE 4217-1**

0318227



Accessories  
TE 4217-1:

- trimmer head;
- protective cover;
- blade;
- belt.

video



**TE 4217-1 S**

0318228



Accessories  
TE 4217-1 S:


- trimmer head;
- protective cover;
- blade;
- belt.

video



**TE 4217-2 S**

1334487



Accessories  
TE 4217-2 S:

- trimmer head;
- protective cover;
- blade;
- belt.

Specification	TE 3813-2 S	TE 4015 S	TE 4217-1	TE 4217-1 S	TE 4217-2 S
Voltage/Frequency	230 V / 50 Hz	230 V / 50 Hz	230 V / 50 Hz	230 V / 50 Hz	230 V / 50 Hz
Power	1300 W	1400 W	1300 W	1500 W	1400 W
Motor type	8100 rpm	7500 rpm	6800 rpm	6800 rpm	6500 rpm
No-load speed	2.0 mm	1.6 mm	2.0 mm	2.0 mm	1.6 mm
Line thickness	37 cm	38 cm	42 cm	42 cm	42 cm
Cutting width	25.5 cm	-	25.5 cm	25.5 cm	25.5 cm
Rod type	straight split	curved split	straight split	straight split	straight split
Soft start	-	+	-	+	+
Power supply	mains	mains	mains	mains	mains
Weight	5.3 kg	5.3 kg	5.55 kg	5.55 kg	4.95 kg

**RC 3610**

1321476

**RC 4016**

RC401600021

**RC 4520**

0321119



An electric cultivator is a great for tilling the soil in greenhouses and small farms. High quality cultivation is achieved thanks to the powerful engine as well as a large width and depth cultivation. The tools have folding handle for compactness when storing the machine. Wheels facilitate transportation of electric cultivators. A cable holder is provided for easy use of tools. A protective cover prevents the ground from ground on the operator as well as contamination of the tool body.

Specification	RC 3610	RC 4016	RC 4520
Voltage/Frequency	230 V / 50 Hz	230 V / 50 Hz	230 V / 50 Hz
Power	1050 W	1600 W	1600 W
No-load speed	390 rpm	200 rpm	390 rpm
Cutting width	36 cm	40 cm	45 cm
Cutting depth	22 cm	22 cm	22 cm
Discs	4	6	6
Power supply	mains	mains	mains
Weight	8.15 kg	11.3 kg	10.5 kg



## AE 3212-1 S

1334455



Accessories AE 3212-1 S:

- grass bag;
- aeration shaft;
- scarification shaft.

**2 CHANGES  
SHAFTS**  
FOR AERATION AND  
FOR SCARIFICATION



The scarifier aerator is a handy garden tool that performs two functions at once. The scarifier cleans the lawn of cut or dried grass, removes moss and thins the area, as well as, loosens the soil, pulls out the felt, cuts live roots so that the grass is thick and uniform. An aerator pierces the soil to allow oxygen, water and nutrient-rich fertilizer to the roots of the plants.

## AE 3616-1 S

1334456



Accessories AE 3616-1 S:

- grass bag;
- aeration shaft;
- scarification shaft.

**2 CHANGES  
SHAFTS**  
FOR AERATION AND  
FOR SCARIFICATION



Specification	AE 3212-1 S	AE 3616-1 S
Voltage/Frequency	230 V / 50 Hz	230 V / 50 Hz
Power	1200 W	1500 W
No-load speed	4500 rpm	4600 rpm
Cutting width	32 cm	36 cm
Height adjustment	4 positions	5 positions
Aeration height	-10 / -5 / 0 / +10 mm	-12 / -8 / -3 / 0 / +6 mm
Scarification height	-11 / -5 / 0 / +10 mm	-12 / -8 / -3 / 0 / +6 mm
Grass bag volume	40 l, soft	45 l, soft
Power supply	mains	mains
Weight	9.72 kg	13.6 kg

## PW 1217-1

0318309



Accessories PW 1217-1:

- high-pressure hose;
- handle;
- gun;
- extension tube;
- adjustable nozzle;
- foam bottle.



## PW 1420

0318310



Accessories PW 1420:

- high-pressure hose;
- handle;
- gun;
- extension tube;
- adjustable nozzle;
- foam bottle.



## PW 1420-1

1334464



Accessories PW 1420-1:

- high-pressure hose;
- handle;
- gun;
- extension tube;
- adjustable nozzle;
- fan nozzle – 4 pcs.;
- foam bottle.

The high-pressure cleaner allows you to clean your car, garden tools, and will also be an indispensable assistant when cleaning a room or building facade. This model is quite compact and convenient in use. It is equipped with an asynchronous brushless motor, due to which the service life of the cleaner is considerably higher than brush models, the motor is less heats up and is suitable for long-term use.



Specification	PW 1217-1	PW 1420	PW 1420-1
Voltage/Frequency	230 V / 50 Hz	230 V / 50 Hz	230 V / 50 Hz
Power	1600 W	1900 W	1800 W
Max. working pressure	80 bar	100 bar	95 bar
Max. allowable pressure	120 bar	150 bar	140 bar
Productivity	390 l/h	450 l/h	390 l/h
Hose length	3 m	5 m	8 m
Cord length	5 m	5 m	5 m
Max. water temperature	+40 °C	+40 °C	+50 °C
Self-suction function	+	+	+
Weight	5.5 kg	5.8 kg	13.5 kg

## PW 1523-1



0318311

Accessories PW 1523-1:

- high-pressure hose;
- handle;
- gun;
- extension tube;
- storage reel hose;
- adjustable nozzle;
- filter;
- foam bottle.



## PW 1620



0318312

Accessories PW 1620:

- high-pressure hose;
- handle;
- gun;
- extension tube;
- adjustable nozzle;
- filter;
- foam bottle.



## PW 1740



PW174000025

Accessories PW 1740:

- high-pressure hose;
- handle;
- gun;
- extension tube;
- fan nozzle – 4 pcs.;
- rotation nozzle;
- filter;
- foam bottle.



The distinctive feature of the PW 1740 model is the powerful motor. An extendable handle makes it easy to move the tool, the eight-meter hose allows you to quickly and the eight-meter hose allows you to get the job done quickly and efficiently. It also comes with 4 fan nozzles and one rotary nozzle. Fan nozzle (red) – 0° fan, narrow jet (high pressure). It is used for cleaning stubborn dirt from the surface. Fan nozzle (green) – 25° fan (medium pressure). Used for cleaning homes, siding, brick patios, sidewalks, cars and furniture. Fan nozzle (white) – 40° fan (low pressure). Used to rinse off detergent foam or to gently scrub the surface to be cleaned. Fan nozzle (black) – 75° fan. Used to work with the detergent reservoir to deliver soap solution or foam. Rotor nozzle – for more effective removal of dried dirt.



Specification	PW 1523-1	PW 1620	PW 1740
Voltage/Frequency	230 V / 50 Hz	230 V / 50 Hz	230 V / 50 Hz
Power	1900 W	2200 W	2400 W
Max. working pressure	100 bar	110 bar	120 bar
Max. allowable pressure	150 bar	165 bar	170 bar
Productivity	450 l/h	450 l/h	510 l/h
Hose length	5 m	6 m	8 m
Cord length	5 m	5 m	6 m
Max. water temperature	+40 °C	+40 °C	+40 °C
Self-suction function	+	+	+
Weight	6.0 kg	10.0 kg	10.8 kg

## KS 1230 Li

KS1230Li0029



Accessories KS 1230 Li:

- power supply cord;
- manual.

Sprayer accessory for autonomous operation requires connection to the KS 1240 Li or KS 1690 Li cordless sprayers.

### Specification

### KS 1230 Li

Battery voltage	12 V
Fluid flow rate	3.1 l/min
Power supply	battery
Battery type	Li-ion
Weight	1.28 kg

## KS 1240 Li

KS1240Li0029



## KS 1690 Li

KS1690Li0029



Accessories KS 1240 Li and KS 1690 Li:

- spraying tube 1 m;
- spare parts kit;
- spray nozzle with 1 nozzle;
- spray nozzle with 2 nozzles;
- spray nozzle for irrigation;
- nozzle for painting and washing;
- hose 1 m;
- backpack strap;
- battery: KS 1240 Li (4.0 A·h), KS 1690 Li (8.0 A·h);
- battery charger.

The sprayer is used for treatment of plants and surfaces, disinfection of premises, cleaning of building facades, shop windows, windows, for spraying construction chemicals (paint, primer), for moisturizing the removal of old wallpaper or spraying glue for gluing new wallpaper, painting or wood fences, varnishing parquet. The cushioned satchel strap provides comfortable transportation. The wide neck makes it easy to fill the main tank with liquid.

Specification	KS 1240 Li	KS 1690 Li
Battery voltage	12 V	12 V
Battery capacity	4.0 A·h	8.0 A·h
Tank volume	12 l	16 l
Fluid flow rate	3.1 l/min	3.1 l/min
Working pressure	0.2–0.4 mPa	0.2–0.4 mPa
Battery type	Li-Ion	Li-Ion
Weight	3.6 kg	3.8 kg

## KS 1280

1334462



Accessories KS 1280:

- sprayer tube;
- handle;
- spare parts kit – 6 pcs.;
- spraying nozzle – 3 pcs.;
- hose;
- hose holder;
- backpack strap;
- battery;
- battery charger;
- manual.

## KS 1670

1334463



Accessories KS 1670:

- sprayer tube;
- handle;
- spare parts kit – 6 pcs.;
- spraying nozzle – 3 pcs.;
- hose;
- hose holder;
- backpack strap;
- battery;
- battery charger;
- manual.

### Specification

Specification	KS 1280	KS 1670
Battery voltage	12 V	12 V
Battery capacity	8.0 A·h	8.0 A·h
Tank volume	12 l	16 l
Fluid flow rate	3.1 l/min	3.1 l/min
Working pressure	3.5–4.0 bar	3.5–4.0 bar
Battery type	lead-acid	lead-acid
Weight	4.24 kg	5.20 kg



## CSP 7205

1334416



The WORTEX cordless spreader is highly durable and guaranteed to be reliable, designed for spreading grass seeds, fertilizers, rock salt and deicer in the garden. The spreader is equipped with functions for adjusting the spreading speed, surface treatment area and supply volume of the spread material.

This model is equipped with a built-in battery and is not compatible with the WORTEX XLT battery-powered tool line.

Accessories CSP 7205:

- type-C charging cable;
- built-in battery.



For spreading seeds, granulated fertilizers and salt anti-icing mixture.

Specification	CSP 7205
Battery voltage	7.2 V
Battery type	Li-Ion
Battery capacity	2.0 A·h
Max. working width	5 m
Container volume	3 l
Speed adjustment	+
Working width adjustment	+
Weight	1.13 kg

## CSP 1805

1334494



Accessories CSP 1805 (1334494):

- spreader.

Accessories CSP 1805 (1334495):

- spreader;
- battery 2.0 A·h – 1 pcs.;
- charger – 1 pcs.

**XLT**



For spreading seeds, granulated fertilizers and salt anti-icing mixture.

Specification	CSP 1805
Battery voltage	18 V
Battery type	Li-Ion
Max. working width	5 m
Container volume	3 l
Speed adjustment	+
Working width adjustment	+
Weight	1.13 kg

## HLS 5310

1334414



Effective for both collecting leaves and grass clippings.

The WORTEX hand push leaf sweeper allows you to quickly clear large areas of fallen leaves, grass clippings and other light plant waste. Simplicity, ease and economy of use are achieved through a manual drive. The hand push leaf sweeper can move around gardens and summer cottages without any restrictions, since it operates without external power sources.

Specification	HLS 5310
Working height	0–40 mm
Working width	530 mm
Cleaning speed	1500 m <sup>2</sup> /h
Waste bin volume	100 l
Weight	6.5 kg

## MANUAL SEEDER

## HSP 4512

1334496



A manual seeder is designed for uniform sowing of plant seeds and distribution of fertilizers in garden plots. Equipped with an 8-step adjustment of the sowing volume and the ability to lock the mechanism while carrying the seeder and replenishing the container.

Specification	HSP 4512
Seeding width	450 mm
Container volume	12 l
Adjusting the sowing volume	8 positions
Wheel diameter	200 mm
Weight	2.9 kg

**HPS 6518**

1334414

**2600 m<sup>2</sup>/h**  
Cleaning speed**HPS 7550**

1334580

**3000 m<sup>2</sup>/h**  
Cleaning speed

The WORTEX hand push sweeper allows you to quickly clear large areas of small debris. Simplicity, mobility and cost-effectiveness of use are achieved through a manual drive. A mechanical sweeper can move around garden plots, warehouse complexes, sidewalks, squares without any restrictions, as it works without external power sources.

Specification	HPS 6518	HPS 7550
Working height	15 mm	75–85 mm
Working width	650 mm	750 mm
Max. cleaning speed	2600 m <sup>2</sup> /h	3000 m <sup>2</sup> /h
Waste bin volume	18 l	50 l
Weight	8.8 kg	8.2 kg

## MECHANICAL LAWN MOWER

**HLM 4039**

1334457



A mechanical lawn mower is designed to mow grass by cutting vegetation to a height specified by the user. With its help, it is possible to quickly and efficiently transform a personal plot.

Specifications	HLM 4039
Cutting width	400 mm
Cutting height	16–39 mm
Height adjustment	+
Grass bag type	soft
Grass bag volume	27 l
Number of blades	5
Weight	7.3 kg

## SG 7215

SG721500011



Accessories SG 7215:

- block for cutting grass;
- block-brush cutter;
- charger.



SG 7215 – compact and practical tool. The model is equipped with an ergonomic rubberized handle for ease of use, has easy blade replacement, a battery charge indicator and a safety key to protect against accidental starting.

## Specification

## SG 7215

Battery voltage	7.2 V
Battery capacity	1.5 A·h
Battery charging time	3 hours
Knife length (brushcutter)	120 mm
Max. tooth pitch (brush cutter)	6 mm
Grass blade width	80 mm
Distance between knives	8 mm
Charger:	
network parameters	230 V / 50 Hz
output parameters	9 / 450 V / mA
Battery type	Li-Ion
Weight	1.36 kg

**SH 8379**

0329005



WORTEX folding sawhorses are designed for sawing one log weighing up to 100 kilograms. To securely hold the log, the crossbars are equipped with toothed inserts. If necessary, it can be completely disassembled for storage or transportation.



Specification	SH 8379
Support legs material	stamped steel
Max. load	100 kg
Dimensions	830 × 830 × 790 mm
Weight	6.5 kg

## RUBBISH CART

**HRC 80**

1334497



Accessories HRC 80:

- garbage bag 80 l – 1 pcs.;
- clips for fastening the package – 4 pcs.



Specification	HRC 80
Volume of packages used	80 l
Wheel diameter	140 mm
Weight	3.8 kg

## FT 1080

0323085



The trolley has a sophisticated automatic folding system. Due to the automatic transformation system: the platform and wheels are folded into working position in one movement. Smooth height adjustment for ease of use. Easy to carry in your hands due to its low weight and size. Large rubberized wheels allow the product to be used outdoors.

Specification	FT 1080
Frame material	aluminum
Dimensions when folded	635 × 390 × 55 mm
Dimensions when unfolded	1000 × 400 × 390 mm
Max. load	80 kg
Number of wheels	2 pcs.
Wheel material	rubberized plastic
Weight	3.0 kg

## FT 1080-6

1323380



Folding trolley WORTEX FT 1080-6 has a high strength, reliable connections and a maximum load capacity of 80 kg. Ideal for both flat surfaces and steps, due to the presence of 6 durable rubber wheels mounted on bearings. The trolley can easily handle the transportation of luggage, cases, boxes and other items of suitable size and weight; a durable aluminum platform of 390 × 270 mm will help with this. Due to the folding telescopic design, the trolley does not take up much space during storage and transportation.

Specification	FT 1080-6
Frame material	aluminum
Dimensions when folded	640 × 390 mm
Dimensions when unfolded	1000 × 390 mm
Max. load	80 kg
Max. load on stairs	30 kg
Number of wheels	6 pcs.
Wheel material	rubberized plastic
Weight	3.7 kg

## FT 1015

0323208



Folding trolley WORTEX FT 1015 is highly durable, reliable connections and a maximum load capacity of 150 kg. It is designed for transporting luggage, cases, boxes and other items of suitable size and weight; a durable aluminum platform 485 × 350 mm will help with this. Thanks to the folding telescopic design, the cart does not take up much space during storage and transportation. The rigid and durable aluminum frame with additional spacers ensures long tool life. Large rubber wheels give the cart stability and at the same time make it maneuverable on different surfaces.

Specification	FT 1015
Frame material	aluminum
Dimensions when folded	880 × 485 × 55 mm
Dimensions when unfolded	1110 × 520 × 485 mm
Max. load	150 kg
Max. load on stairs	-
Number of wheels	2 pcs.
Wheel material	rubberized plastic
Weight	5.8 kg



## ACCESSORIES AND EQUIPMENT

Accessories for power tools are one of the areas of the Wortex brand. The structure of the constantly expanding assortment is developed based on user needs: first of all, customers are offered widely popular models of accessories and components for power tools in order to provide each tool with everything necessary for the work of a home craftsman. Our products undergo quality control to ensure consistently high performance and reliability.

FOR ROTARY HAMMERS:



Vendor code	Name	Options
WHDS5010C10427	Set of drills (drills) SDS+, 4 pcs.	dia. 5, 6, 8, 10 mm length 160 mm

FOR DRILLS AND SCREWDRIVERS:



Vendor code	Name	Options
WDBS000U11614	Set of drills universal, 16 pcs.	6 pcs. for metal: dia. 2, 3, 4, 5, 6, 8 mm  5 pieces. on wood: dia. 4, 5, 6, 8, 10 mm  5 pieces. for concrete: dia. 4, 5, 6, 8, 10 mm



WDBS2008M10611	Set of drills for metal, 6 pcs.	dia. 2, 3, 4, 5, 6, 8 mm HSS cylindrical shank
----------------	---------------------------------	--



WDBS4010C10511	Set of drills for concrete, 5 pcs.	dia. 4, 5, 6, 8, 10 mm cylindrical shank
----------------	------------------------------------	--



WDBS4010W10511	Set of drills for wood, 5 pcs.	dia. 4, 5, 6, 8, 10 mm cylindrical shank
----------------	--------------------------------	--



WDBS3010W10811	Set of drills for wood, 8 pcs.	dia. 3, 4, 5, 6, 7, 8, 9, 10 mm cylindrical shank
----------------	--------------------------------	---



0327045	Set of equipment WORTEX CDS 41, 41 items	<ul style="list-style-type: none"> <li>• metal drills (1—6.5 mm), 11 pcs.</li> <li>• concrete drills (4—8 mm), 4 pcs.</li> <li>• wood drills (4—8 mm), 4 pcs.</li> <li>• countersink, 1 pcs.</li> <li>• bits (25 mm), 16 pcs.</li> <li>• hex bits (6—12 mm), 4 pcs.</li> <li>• magnetic holder, 1 pcs.</li> </ul>
---------	--	---



0323046	Set of equipment WORTEX CDS 110, 110 items	<ul style="list-style-type: none"> <li>• metal drills (1.5—6.5 mm), 13 pcs.</li> <li>• concrete drills (4—10 mm), 6 pcs.</li> <li>• wood drills (4—10 mm), 6 pcs.</li> <li>• spade drills for wood (12, 14, 16 mm), 3 pcs.</li> <li>• bits (50 mm), 13 pcs.</li> <li>• bits (25 mm), 50 pcs.</li> <li>• hex bits (5—13 mm), 12 pcs.</li> <li>• countersink, 3 pcs.</li> <li>• magnetic bit holder, 1 pcs.</li> <li>• screwdriver with replaceable bits, 1 pcs.</li> <li>• tape measure (2 m), 1 pcs.</li> </ul>
---------	--	---





Vendor code	Name	Options
0323047	Set of equipment WORTEX CDS 204, 204 items	<ul style="list-style-type: none"> <li>metal drills (1.5–6.5 mm), 35 pcs.</li> <li>concrete drills (3–10 mm), 8 pcs.</li> <li>wood drills (3–10 mm), 32 pcs.</li> <li>spade drill for wood (10–25 mm), 6 pcs.</li> <li>bits (50 mm), 14 pcs.</li> <li>bits (25 mm), 20 pcs.</li> <li>hex bits (4–13 mm), 14 pcs.</li> <li>countersink, 1 pcs.</li> <li>hole saw (32, 38, 45, 54 mm), 4 pcs.</li> <li>hole saw adapter, 1 pcs.</li> <li>stop for drill (3, 6, 8, 10 mm), 4 pcs.</li> <li>magnetic bit holder, 1 pcs.</li> <li>screwdriver with replaceable bits, 1 pcs.</li> <li>flexible shaft for drill, 1 pcs.</li> <li>HEX key, 1 pcs.</li> <li>expansion dowel (6 mm), 60 pcs.</li> </ul>
0323048	Countersink drill set WORTEX, 7 pcs.	drills with countersink (3, 4, 5, 6, 7, 8, 10 mm)



**BITS:**



Vendor code	Name	Options
1323450	Set of bits, 30 items	<p>PH00 PH00 PH0 PH1 PH2                      ⊖1.5 ⊖2.0 ⊖2.5 ⊖3.0 ⊖4.0                      ⊕T4 ⊕T5 ⊕T6 ⊕T8 ⊕T9 ⊕T10                      ⊕Y0.6 ⊕Y3.0 ⊕3.0 ⊕2.3                      ●H1.5 ●H2 ●H2.5 ●H3 ●H3.5 ●H4 U2.3                      ★0.8 ★1.2 ★2.0</p> <ul style="list-style-type: none"> <li>magnetic holder</li> <li>extension cord</li> </ul>



1323451	Set of bits, 98 items	<p>⊕ T1×2, T2×2, T3×2, T4×2, T5×2, T6×2, T7×2, T8×2, T9×2, T10×2, T15×2, T20×2                      ● 0.7, 0.9, 1.0, 1.3, 1.5, 2.0, 2.5, 3.0, 3.5, 4.0                      ⊕ PH0000×2, PH000×2, PH00×2, PH0×2, PH1×2, PH2×2                      ⊖ 1.0×2, 1.3×2, 1.5×2, 2.0×2, 2.5×2, 3.0, 3.5, 4.0                      ⊕ 0.8×2, 1.2×2, 1.5×2, 2.0×2 ⊕ PZ000, PZ00, PZ0, PZ1, PZ2                      ● SQ0, SQ1, SQ2 ⊕ 2.0, 2.3, 2.7, 3.0 ⊕ MID ⊖ U2.3, U2.6                      ⊖ 0.6×2, 1.5×2, 2.0, 2.3, 3.0 ⊖ SIM                      ● M2.5, M3.0, M3.5, M4.0, M4.5, M5.0, M5.5 ⊕ PH2</p> <ul style="list-style-type: none"> <li>holder</li> <li>flexible extension shaft</li> <li>extension cord</li> <li>tweezers</li> <li>3 prying tools</li> <li>1 SIM card removal tool</li> <li>1 suction cup</li> <li>6 plastic master keys for opening the screen module of mobile devices</li> <li>magnetizer/demagnetizer</li> </ul>
---------	-----------------------	--




0323089	Bit set suspension WORTEX HBS 22, 22 items	<p>⊕ T10, T15, T20, T25, T27, T30                      ⊖ SL3, SL4, SL5, SL6, SL7                      ⊕ S1, S2                      ⊕ PH1.5, PH2.0, PH2.5, PH3.0, PH3.5, PH4.0                      ⊕ PZ0, PZ1, PZ2</p> <ul style="list-style-type: none"> <li>extension cord</li> <li>adapter 1/4" × HEX</li> </ul>
---------	--	--



0323090	Bit set WORTEX FBS 11, 11 items	<p>⊖ 5, 6, 7                      ⊕ PH1, PH2                      ⊕ PZ1, PZ2                      ● T10, T15, T20</p> <p>flexible shaft for drill</p>
---------	---------------------------------	---

### FOR VIBRATIONAL GRINDERS:



Vendor code	Name	Options
1334429	The sanding sheet	100 × 110 mm; P60; 6 holes; 5 pcs.
1334430	The sanding sheet	100 × 110 mm; P80; 6 holes; 5 pcs.
1334431	The sanding sheet	100 × 110 mm; P120; 6 holes; 5 pcs.
1334432	The sanding sheet	90 × 187 mm; P60; 8 holes; 5 pcs.
1334433	The sanding sheet	90 × 187 mm; P80; 8 holes; 5 pcs.
1334434	The sanding sheet	90 × 187 mm; P120; 8 holes; 5 pcs.

### FOR WALL AND CEILING SANDERS Ø 180 mm:



Vendor code	Name	Options
WSD318080W504	The sanding sheet	Ø 180 mm; P80; 8 holes; 5 pcs.
WSD318120W504	The sanding sheet	Ø 180 mm; P120; 8 holes; 5 pcs.
WSD318180W504	The sanding sheet	Ø 180 mm; P180; 8 holes; 5 pcs.

### FOR WALL AND CEILING SANDERS Ø 225 mm:



Vendor code	Name	Options
4610027970802	The sanding sheet	Ø 225 mm; P80; 8 holes
4610027970826	The sanding sheet	Ø 225 mm; P120; 8 holes
4610027970833	The sanding sheet	Ø 225 mm; P180; 8 holes
112728368576	The sanding sheet	Ø 225 mm; P220; 8 holes

### FOR BRUSH GRINDERS:









Vendor code	Name	Options
SW101208019	Nylon brush	100 × Ø 120 mm; P80
SW1012A008019	Petal brush	100 × Ø 120 mm; P80
SW1012AN12019	Petal brush nylon	100 × Ø 120 mm; P120
SW1012NW08019	Nylon brush stubble	100 × Ø 120 mm; P80
SW1012SW00319	Steel brush brass plated	100 × Ø 120 mm; wire 0.3 mm
SW1012SW00519	Steel brush brass plated	100 × Ø 120 mm; wire 0.5 mm

### FOR THE CHAIN SHARPENING MACHINES:













Vendor code	Name	Options
GCD103210011	Grinding wheel	diameter 105 mm bore diameter 22.2 mm circle thickness 3.2 mm

## FOR ANGLE GRINDERS:

	Vendor code	Name	Options
	DS12500018	protective casing exhaust DS 125 125 disc, for cutting on concrete	<ul style="list-style-type: none"> <li>• max. permissible quantity disks: 1 pcs.</li> <li>• max. speed: 9000 rpm</li> <li>• cutting depth: 0–32 mm</li> <li>• internal diameter of the pipe: 32 mm</li> <li>• outer diameter of the pipe: 38 mm</li> </ul>
	DS125D0018	protective casing exhaust DS 125 D for 125 disc, for cutting on concrete, suitable for use with two disks	<ul style="list-style-type: none"> <li>• max. permissible quantity disks: 2 pcs.</li> <li>• max. speed: 15 000 rpm</li> <li>• cutting depth: 0–28 mm</li> <li>• internal diameter of the pipe: 32.5 mm</li> <li>• outer diameter of the pipe: 38.7 mm</li> </ul>
	DS125P0018	protective casing exhaust DS 125 P for 125 disc, for concrete grinding	<ul style="list-style-type: none"> <li>• max. permissible quantity disks: 1 pcs.</li> <li>• cutting depth: 0–28 mm</li> <li>• internal diameter of the pipe: 27 mm</li> <li>• outer diameter of the pipe: 32.3 mm</li> </ul>
	DS23000018	protective casing exhaust DS 230 for 230 disc, for cutting on concrete	<ul style="list-style-type: none"> <li>• max. permissible quantity disks: 1 pcs.</li> <li>• max. speed: 15 000 rpm</li> <li>• cutting depth: 0–60 mm</li> <li>• internal diameter of the pipe: 32 mm</li> <li>• outer diameter of the pipe: 38 mm</li> </ul>
	0323345	protective casing exhaust DS 180 P for 180 disc, for concrete grinding	<ul style="list-style-type: none"> <li>• max. permissible quantity disks: 1 pcs.</li> <li>• poppy. speed: 8500 rpm</li> <li>• internal diameter of the pipe: 39 mm</li> <li>• outer diameter of the pipe: 43 mm</li> </ul>
	0323346	protective casing exhaust DS 230 P for 230 disc, for concrete grinding	<ul style="list-style-type: none"> <li>• max. permissible quantity disks: 1 pcs.</li> <li>• poppy. speed: 7500 rpm</li> <li>• internal diameter of the pipe: 39 mm</li> <li>• outer diameter of the pipe: 45 mm</li> </ul>

## FOR POLISHING MACHINES:


	Vendor code	Name	Options
	PMS1530R2019	Polishing wheel	∅ 150 × 30 mm, velcro (orange, medium soft)
	PMS1530B2019	Polishing wheel	∅ 150 × 30 mm, velcro (black, soft)
	PMW1500PS019	Polishing wheel	∅ 150 mm, velcro (natural wool, short)
	PMW1500IM019	Polishing wheel	∅ 150 mm, velcro (fine wool, medium length)
	PMP150000019	Sanding plate with Velcro	∅ 150 mm, velcro M8 «male»
	PMP180000019	Sanding plate with Velcro	∅ 180 mm, velcro M14 «female»
	PMS1830R1019	Polishing wheel	∅ 180 mm × 30 mm, velcro (orange, medium soft)
	PMW1800IS119	Polishing wheel	∅ 180 mm, завязки (fine wool, short)
	1334518	Polishing wheel	∅ 250 mm, elastic (polyester)
	0321081	Grinding wheel	49.3 × 7.5 × 10 mm

FOR PLUNGE SAWS:







Vendor code	Name	Options
PLSR07029	Guide rail 0.7 m CS1612-1	700 × 182 × 10 mm weight 1.3 kg
PLSR15029	Guide rail 1.5 m CS1612-1	1500 × 182 × 10 mm weight 2.7 kg 2 bars × 0.75 m and 1 connector included
PLSRGCL029	Screw clamp	60 × 125 × 11 mm weight 2 × 125 g 2 galvanized screw clamps
PLSRFCL029	Pistol clamp	322 × 200 × 31 mm weight 2 × 450 g 2 metal pistol clamps
PLSRC0029	Connector to guide rail CS 1612-1	used for joining tires for circular (plunge) saw WORTEX CS 1612-1

FOR SABRE SAWS:










Vendor code	Name	Options
SSB1506H0018	Reciprocating file for wood S152W, 1 pcs.	152 × 19 × 1.2 mm tooth pitch / TPI: 4.3 mm / 6
SSB3003H0018	Reciprocating file for wood S300W, 1 pcs.	300 × 19 × 1.2 mm tooth pitch / TPI: 8.5 mm / 3
SSB1510B0018	Reciprocating file for wood with nails S150WM, 1 pcs.	150 × 19 × 1.27 mm tooth pitch / TPI: 2.5 mm / 10
SSB2210B0018	Reciprocating file for wood with nails S225WM, 1 pcs.	225 × 19 × 1.27 mm tooth pitch / TPI: 2.5 mm / 10
SSB2306C0018	Reciprocating file for wood with nails S230WM, 1 pcs.	230 × 25 × 1.2 mm tooth pitch / TPI: 4.3 mm / 6
SSB3002C0018	Reciprocating file For expanded clay concrete and gas silicate S305B, 1 pcs.	305 × 50 × 1.5 mm tooth pitch / TPI: 12.7 mm / 2
SSB1518B0018	Reciprocating file for metal S150M, 1 pcs.	150 × 19 × 0.9 mm tooth pitch / TPI: 1.4 mm / 18
SSB3014B0018	Reciprocating file for metal S300M, 1 pcs.	300 × 19 × 0.9 mm tooth pitch / TPI: 1.8 mm / 14
0318097	Reciprocating file for brick S240B, 1 pcs.	240 × 22 × 1.5 mm tooth pitch / TPI: 12.7 mm / 2
0318098	Reciprocating file for brick S455B, 1 pcs.	455 × 50 × 1.5 mm tooth pitch / TPI: 12.7 mm / 2

## FOR MILLING MACHINES:



	Vendor code	Name	Options
	MCCA191018	Edge cutter molded 19 × 10 mm	cutter diameter D: 18.7 mm cutter radius D: 3 mm shank diameter d: 8 mm working height H: 10.2 mm total height L: 53 mm
	MCCA211118	Edge cutter molded 21 × 11 mm	cutter diameter D: 21 mm cutter radius D: 3 mm shank diameter d: 8 mm working height H: 11 mm total height L: 53 mm
	MCCA251318	Edge cutter molded 25 × 13 mm	cutter diameter D: 24.7 mm cutter radius D: 6 mm shank diameter d: 8 mm working height H: 13.2 mm total height L: 53 mm
	MCCA331718	Edge cutter molded 32.7 × 17 mm	cutter diameter D: 32.7 mm cutter radius D: 10 mm shank diameter d: 8 mm working height H: 16.5 mm total height L: 57 mm
	MCCA351518	Edge cutter molded 35 × 15 mm	cutter diameter D: 35 mm shank diameter d: 8 mm width B: 11 mm working height H: 15 mm total height L: 56 mm angle 45°
	MCD A081918	Edge cutter straight 8 × 19 mm	cutter diameter D: 8 mm shank diameter d: 8 mm working height H: 19 mm total height L: 66 mm
	M CBA321318	Edge cutter folded 32 × 13 mm	cutter diameter D: 31.8 mm shank diameter d: 8 mm working height H: 12.5 mm total height L: 54 mm width B: 9.5
	MCAA102018	Grooving cutter straight 10 × 20 mm	cutter diameter D: 10 mm shank diameter d: 8 mm working height H: 20 mm total height L: 51 mm
	MCAA122018	Grooving cutter straight 12 × 20 mm	cutter diameter D: 12 mm shank diameter d: 8 mm working height H: 20 mm total height L: 51 mm
	MCAA123218	Grooving cutter straight 12 × 32 mm	cutter diameter D: 12 mm shank diameter d: 8 mm working height H: 32 mm total height L: 62 mm
	M C A B124018	Grooving cutter straight 12 × 40 mm	cutter diameter D: 12 mm shank diameter d: 8 mm working height H: 40 mm total height L: 62 mm

	Vendor code	Name	Options
	MCAA162018	Grooving cutter straight 16 × 20 mm	cutter diameter D: 16 mm shank diameter d: 8 mm working height H: 20 mm total height L: 51 mm
	MCAA182518	Grooving cutter straight 18 × 25 mm	cutter diameter D: 18 mm shank diameter d: 8 mm working height H: 25 mm total height L: 56 mm
	MCAA222518	Grooving cutter straight 22 × 25 mm	cutter diameter D: 22 mm shank diameter d: 8 mm working height H: 25 mm total height L: 56 mm
	MCAA252018	Grooving cutter straight 25 × 20 mm	cutter diameter D: 25 mm shank diameter d: 8 mm working height H: 20 mm total height L: 51 mm
	MCAA030818	Grooving cutter straight 3 × 8 mm	cutter diameter D: 3 mm shank diameter d: 8 mm working height H: 8 mm total height L: 51 mm
	MCAA040818	Grooving cutter straight 4 × 8 mm	cutter diameter D: 4 mm shank diameter d: 8 mm working height H: 8 mm total height L: 51 mm
	MCAA051318	Grooving cutter straight 5 × 13 mm	cutter diameter D: 5 mm shank diameter d: 8 mm working height H: 12.7 mm total height L: 51 mm
	MCAA061618	Grooving cutter straight 6 × 16 mm	cutter diameter D: 6 mm shank diameter d: 8 mm working height H: 16 mm total height L: 48 mm
	MCAA082018	Grooving cutter straight 8 × 20 mm	cutter diameter D: 8 mm shank diameter d: 8 mm working height H: 20 mm total height L: 51 mm
	MCFA161618	Grooving cutter with an angle of 90° 16 × 16 mm	cutter diameter D: 16 mm shank diameter d: 8 mm working height H: 16 mm total height L: 45 mm
	MMB1000029	Sloping base for edge router	suitable for routers Wortex: CMM 1835, MM 5013-1 E
	MMB2000029	Submersible base for edge router	suitable for routers Wortex: CMM 1835, MM 5013-1 E



## FOR AIRLESS PAINT SPRAYERS:

	Vendor code	Name	Options
	SG1065000025	Gun for airless paint sprayer	Connection for hose – 1/4–18NPT Connection under the nozzle holder – 7/8" filter 30 Mesh green with mesh size 0.56 mm
	HPP1065000025	Hose high pressure for airless paint sprayer	Hose length 7.5 m Connecting thread 1/4" Internal diameter 6.2 mm External diameter 12.8 mm Maximum working pressure 207 bar
	0325016	Spray filter	mesh filtering 100 mesh (white) mesh size 0.14 mm
	0325017	Spray filter	mesh filtering 150 mesh (green) mesh size 0.09 mm
	SGN001312725	Gun nozzle	nozzle diameter 0.013 mm spray angle 50°
	SGN001712725	Gun nozzle	nozzle diameter 0.017 mm spray angle 50°
	SGN001912725	Gun nozzle	nozzle diameter 0.019 mm spray angle 50°


## FOR THICKNESS PLANES:

	Vendor code	Name	Options
	1325491	Knife for thickening machine Wortex TP 3320 (2 pcs.)	344 × 22 × 1.5 mm
	BL311800029	Knife for thickening machine Wortex TP 3118 (2 pcs.)	255 × 16.5 × 2 mm


## FOR PLANERS:

	Vendor code	Name	Options
	PLB820029	Planer blade 82 mm sharpenable, 2 pcs.	82 × 30 × 3 mm
	PL11000021	Planer blade 110 mm sharpenable, 2 pcs.	110 × 29 × 2.93 mm







## FOR STAPLERS:

	Vendor code	Name	Options
	WSNF16200011	Nails GA18 type F 16 mm, 5000 pcs.	16 × 2 mm cross-section 1.25 × 1.0 mm

## FOR JIGSAWS:

	Vendor code	Name	Options
	WJTS000U11027	Set of files, 10 pcs.	T144D – 2 pcs. T119B0 – 2 pcs. T101B – 2 pcs. T118A – 2 pcs. T127D – 2 pcs.

## FOR ENGRAVERS:

	Vendor code	Name	Options
	FD100000011	Flexible shaft	universal weight 0.2 kg
	MGK020P11511	Accessory set in a plastic box	20 items for cleaning/ polishing
	MGK040G11611	Accessory set in a plastic box	40 grinding items
	MGK052U11811	Accessory set in a plastic box	52 items, universal
	MGK074C11711	Accessory set in a plastic box	74 cutting items
	MGK082U11911	Accessory set in a plastic box	82 items, universal



**FOR THE MIXERS:**



Vendor code	Name	Options
DMP120U0004	Nozzle for mixer	120 × 600 mm, M14 universal

**FOR CONCRETE VIBRATORS:**



Vendor code	Name	Options
VR155000013	Flexible shaft	1.5 m assembled with tip $\varnothing$ 50 mm
VR205000013	Flexible shaft	2 m assembled with tip $\varnothing$ 50 mm
VR203500013	Flexible shaft	2 m assembled with tip $\varnothing$ 35 mm
VR305000013	Flexible shaft	3 m assembled with tip $\varnothing$ 35 mm

**FOR VACUUM CLEANERS:**























Vendor code	Name	Options
VCB150000021	Bag, 3 pcs.	15 l, paper suitable for VC 2015-1 WS
0319220	Bag, 3 pcs.	30 l, paper suitable for VC 3016 WS
1329411	Bag, 3 pcs.	20 l, paper, suitable for VC 2015-2 WS
1334481	Bag, 3 pcs.	25 l, paper, suitable for VC 2015 WS
BJ1922A-1200-29	HEPA filter	138 × 122 mm, suitable for VC 3016 WS
1329408	HEPA filter	160 × 160 mm, suitable for VC 2015-2 WS
1334480	HEPA filter	185 × 170 mm, suitable for VC 2515 WS

**FOR LASER LEVELS:**



Vendor code	Name	Options
CLL0000000014	Holder	spring thread 1/4"
BLL0000000014	Holder	L-shaped; thread 1/4"
TLL0000000014	Tripod	height max. 115 cm thread 1/4"
TLL0000000114	Tripod	height max. 170 cm thread 1/4"
0323154	Tripod	height max. 170 cm thread 1/4"
TP010400023	Barbell telescopic	4 sections length 1–4 m

FOR RENOVATORS:

	Vendor code	Name	Options
	 SMS1092W2018	Saw blade	10 × 92 mm for wood and plastic
	 SMS2092W2018	Saw blade	20 × 92 mm for wood and plastic
	 SMS3492W2018	Saw blade	34 × 92 mm for wood and plastic
	 SMS2088W2018	Saw blade segmented	20 × 88 mm for wood and soft metal
	 SMS1364U2018	Saw blade segmented, carbide	13 × 64 mm for ceramics
	 SMS3492M2018	Saw blade	34 × 92 mm for soft metal
	1335553	Accessory set 4 items in box (for cutting)	semicircular saw blade: material – 60 Mn steel; saw blade 25 × 32 mm: material – Bi- metal, M2; saw blade 40 × 68 mm: material – 60 Mn steel; grinding attachment 15 × 65 mm: material – YG8
		1335554	Accessory set 5 items in box (for cutting/grinding)
	SMS90EVA2018	Sanding pad	80 × 80 × 80 mm
	 SB02A103318	Saw blade submersible 10 mm	10 × 32.5 mm BIM metal for wood and metal
	 SB02A203418	Saw blade submersible 20 mm	20 × 34 mm BIM metal for wood and metal
	 SB02A653318	Saw blade submersible 65 mm	65 × 32.5 mm BIM metal for wood and metal
	 SB01D359618	Blade multifunctional	35 mm HCS

## FOR METAL SHEARS:



Vendor code	Name	Options
1334479	Scissor knives	knife size: 13.9 × 13.9 mm, high-speed steel, 4 sharp edges

## FOR GLUE GUNS:



Vendor code	Name	Options
G1110U00011	Glue sticks GS 1110 U, 6 pcs.	PVC universal 11.2 × 100 mm
G0720U00025	Glue sticks GS 0720 U, 50 pcs.	PVC universal 7.2 × 200 mm
G11201U0025	Glue sticks GS 1120-1 U, 50 pcs.	PVC universal 11.2 × 200 mm

## FOR CIRCULAR SAWS:



Vendor code	Name	Options
HSS024W00026	Saw blade wood HS S024 W	89 × 10 mm 24 teeth in blister pack



HSS100T00026	Saw blade ceramics HS S100 T	89 × 10 mm for HS 2865
--------------	---------------------------------	---------------------------



HSS044M00026	Saw blade metal HS S044 M	89 × 10 mm, for HS 2865 44 teeth
--------------	------------------------------	-------------------------------------



HSS024W14020	Saw blade wood	140 × 20/16 mm 24 teeth, carbon steel 50 in blister
--------------	-------------------	---

## FOR TRIMMERS:



Vendor code	Name	Options
0318256	Trimmer head Wortex TH 2203-1	trimmer line $\varnothing$ 1.2 mm, semi-automatic



0333304	Trimmer head Wortex TH 3018 AT	trimmer line $\varnothing$ 2.4 mm, manual M10 × 1.25
---------	-----------------------------------	---






0333302	Trimmer head Wortex TH 3018	trimmer line $\varnothing$ 1.6 mm, semi-automatic
---------	--------------------------------	--





FOR TRIMMERS:

	Vendor code	Name	Options
	0333305	Trimmer head Wortex TH 3018-1	trimmer line $\varnothing$ 1.6 mm, manual M5 $\times$ 1
	0333298	Trimmer head Wortex TH 3036	trimmer line $\varnothing$ 2.0 mm, semi-automatic, left-hand thread, M10 $\times$ 1.2
	0318252	Trimmer head Wortex TH 3610-1 S	trimmer line $\varnothing$ 1.6 mm, semi-automatic, right-hand thread, M10 $\times$ 1.2
	0311171	Trimmer head Wortex TH 3610-2 S	trimmer line $\varnothing$ 1.6 mm, semi-automatic, right-hand thread, M6 $\times$ 1.25
	0311018	Trimmer head Wortex TH 3610-2	trimmer line $\varnothing$ 1.6 mm, semi-automatic
	0311019	Trimmer head Wortex TH 3813 S	$\varnothing$ 1.6 mm, semi-automatic, left-hand thread, M10 $\times$ 1.2
	0318253	Trimmer head Wortex TH 3813-2 S	trimmer line $\varnothing$ 2.0 mm, semi-automatic, left-hand thread, M10 $\times$ 1.2
	0311020	Trimmer head Wortex TH 4217 S	trimmer line $\varnothing$ 1.6 mm, semi-automatic
	0311172	Trimmer head Wortex TH 4217-1 S	trimmer line $\varnothing$ 1.6 mm, semi-automatic.
	0318255	Trimmer head Wortex TH 4217-1 S	trimmer line $\varnothing$ 2.0 mm, semi-automatic, right-hand thread, M10 $\times$ 1.2
	0318254	Trimmer head Wortex TH 4217-1	trimmer line $\varnothing$ 2.0 mm, semi-automatic, left-hand thread, M10 $\times$ 1.2
	0333344	Trimmer knife Wortex TV 3018 AT	$\varnothing$ 23 cm 2 teeth
	0333343	Trimmer knife Wortex TV 3018 AT	23 $\times$ 1.7 $\times$ 25.4 40 teeth
	0318264	Trimmer knife Wortex TV 3813-2 S	$\varnothing$ 25.5 cm 3 teeth
	0318257	Trimmer knife Wortex TE 4217-1	$\varnothing$ 25.5 cm 3 teeth
	0318258	Trimmer knife Wortex TE 4217-1 S	$\varnothing$ 25.5 cm 3 teeth
	0333299	Trimmer knife Wortex TV 3036	$\varnothing$ 25.5 cm 3 teeth












## FOR LAWN MOWERS:

	Vendor code	Name	Options
	0334260	Lawn mower blade Wortex LM 3816	38 × 4.2 cm
	0319015	Lawn mower blade Wortex LM 4018 P	38 cm
	0333307	Lawn mower blade Wortex CLM 3836	38 × 4.5 cm








## FOR HIGH PRESSURE CLEANERS:

	Vendor code	Name	Options
	1318382	Pressure hose for high pressure washers Wortex PW 1217-1, PW 1420, PW 1523-1, PW 1620	length 3 m M20 thread, internal 6 mm, external 11 mm, quick release
	0325023	Pressure hose for high pressure washers Wortex PW 1217	length 3 m
	0325024	Pressure hose for high pressure washers Wortex PW 15231	length 6 m
	0325025	Pressure hose for high pressure washers Wortex PW 1740	length 8 m

FOR HIGH PRESSURE WASHERS:

	Vendor code	Name	Options
	0325026	Jet tube for high pressure washer Wortex PW 1523	quick release connection
	0325027	Jet tube for high pressure washer Wortex PW 1740	thread M2 × 1.5 / thread M2 × 1.5
	0325028	Spray nozzle for high pressure washer Wortex PW 1217	quick release connection
	0325029	Fan nozzle for high pressure washer Wortex PW 1523	fan 0 °C (high pressure), 1/4" thread / quick release
	0325030	Fan nozzle for high pressure washer Wortex PW 1523	fan 15 °C (medium pressure), 1/4" thread / quick release
	0325031	Fan nozzle for high pressure washer Wortex PW 1523	fan 25 °C (medium pressure), 1/4" thread / quick release
	0325032	Fan nozzle for high pressure washer Wortex PW 1523	fan 40 °C (low pressure), 1/4" thread / quick release
	0325033	Fan nozzle for high pressure washer Wortex PW 1740	fan 0 °C (low pressure), 1/4" thread / quick release
	0325034	Fan nozzle for high pressure washer Wortex PW 1740	fan 25 °C (medium pressure), 1/4" thread / quick release
	0325035	Fan nozzle for high pressure washer Wortex PW 1740	fan 40 °C (low pressure), 1/4" thread / quick release
	0325036	Fan nozzle for high pressure washer Wortex PW 174	fan 75 °C (medium pressure), 1/4" thread / quick release






















## FOR HIGH PRESSURE WASHERS:

	Vendor code	Name	Options
	0325037	Rotary nozzle for high pressure washer Wortex PW 1740	1/4" thread quick release connection
	0325038	Spray gun for high pressure washer Wortex PW 1217	quick release connection
	0325039	Spray gun for high pressure washer Wortex PW 1523	quick release connection
	0325040	Spray gun for high pressure washer Wortex PW 1740	1/4" thread quick release connection
	0325041	Foam generator for high pressure washer Wortex PW 1217	0.46 l
	0325042	Foam generator for high pressure washer Wortex PW 1523	0.40 l
	0325043	Foam generator for high pressure washer Wortex PW 1740	0.78 l

FOR THE GARDEN TOOLS:

	Vendor code	Name	Options
	1334524	Disk brushes set, 2 pcs. for sweeper WORTEX HPS 6518	diameter 260 mm
	1334525	Cylindrical brush for sweeper WORTEX HPS 6518	108 × 350 mm
	0333306	Cultivator knife Wortex CRC 3036	108 × 188 × 122 mm
	1329526	Saw bar WORTEX for LX CEC 2518-1	bar length 4", end gear pitch 1/4", bar groove width 1.1 mm, for a chain with 28 links
	0333300	Saw bar WORTEX for TV 3036 ALL1	bar length 20 cm (8"), chain pitch 3/8" LP, thickness of driving links 1.3 mm, number of driving links 28
	0333296	Saw bar WORTEX for CEC 3018 ALL1	bar length 30 cm (12"), chain pitch 3/8" LP, groove width 1.1 mm, number of driving links 44
	1329505	Saw bar WORTEX for: EC 4020-1, EC 4024-1, EC 4024 SF	bar length 40 cm (16"), chain pitch 3/8", groove width 1.3 mm, sprocket type 7 teeth
	1329527	Saw chain WORTEX for LX CEC 2518-1 in box	bar length 4", chain pitch 1/4", thickness of driving links 1.1 mm, number of driving links 28
	0333301	Saw chain WORTEX for TV 3036 ALL1	bar length 8", chain pitch 3/8", groove width 1.3, number of driving links 33
	0333297	Saw chain WORTEX for TB 3036 ALL1	bar length 12", chain pitch 3/8", groove width 1.1, number of driving links 44



	Packing type: box		Bubble level		Metal
	Packing type: suitcase		Light indication		Soft metal
	Packaging type: blister		Sound indication		Wood
	Battery type: Li-Ion		Angle measurement		Concrete
	Line "1 battery for all tools"		Action type: eccentric		Brick
	Garden line tools on 1 battery		Fastening type: Velcro		Plastic
	Keyless change of nozzles		Fastening type: with ties		Ceramic

**WORTEX**®

well done

Your sales representative:

.....  
.....  
.....  
.....